

American Canyon, CA

The National Community Survey

Report of Results
2022

Report by:



Visit us online!
www.polco.us

About The NCS™

The National Community Survey™ (The NCS™) report is about the “livability” of American Canyon. A livable community is a place that is not simply habitable, but that is desirable. It is not only where people do live, but where they want to live. The survey was developed by the experts from National Research Center at Polco.

Great communities are partnerships of the government, private sector, community-based organizations and residents, all geographically connected. The NCS captures residents’ opinions considering ten central facets of a community:

- Economy
- Mobility
- Community Design
- Utilities
- Safety
- Natural Environment
- Parks and Recreation
- Health and Wellness
- Education, Arts, and Culture
- Inclusivity and Engagement

The report provides the opinions of a representative sample of 335 residents of the City of American Canyon collected from February 7th, 2022 to March 28th, 2022. The margin of error around any reported percentage is 5% for all respondents and the response rate for the 2021 survey was 13%. Survey results were weighted so that the demographic profile of respondents was representative of the demographic profile of adults in American Canyon.

How the results are reported

For the most part, the percentages presented in the following tabs represent the “percent positive.” Most commonly, the percent positive is the combination of the top two most positive response options (i.e., excellent/good, very safe/somewhat safe, etc.). On many of the questions in the survey respondents may answer “don’t know.” The proportion of respondents giving this reply is shown in the full set of responses included in the tab “Complete data.” However, these responses have been removed from the analyses presented in most of the tabs. In other words, the tables and graphs display the responses from respondents who had an opinion about a specific item.

Comparisons to benchmarks

NRC’s database of comparative resident opinion is comprised of resident perspectives gathered in surveys from over 600 communities whose residents evaluated the same kinds of topics on The National Community Survey. The comparison evaluations are from the most recent survey completed in each community in the last five years. NRC adds the latest results quickly upon survey completion, keeping the benchmark data fresh and relevant. The communities in the database represent a wide geographic and population range. In each tab, American Canyon’s results are noted as being “higher” than the benchmark, “lower” than the benchmark, or “similar” to the benchmark, meaning that the average rating given by American Canyon residents is statistically similar to or different (greater or lesser) than the benchmark. Being rated as “higher” or “lower” than the benchmark means that American Canyon’s average rating for a particular item was more than 10 points different than the benchmark. If a rating was “much higher” or “much lower,” then American Canyon’s average rating was more than 20 points different when compared to the benchmark.

The survey was administered during the COVID-19 pandemic, a time of challenge for many local governments. While we provide comparisons to national benchmarks, it is important to note that much of the benchmark data was collected prior to the pandemic. This may impact how your City’s 2021 ratings compare to other communities’ ratings from the past five years.



Methods

Selecting survey recipients

All households within the City of American Canyon were eligible to participate in the survey. A list of all households within the zip codes serving American Canyon was purchased from Go-Dog Direct based on updated listings from the United States Postal Service. Since some of the zip codes that serve the City of American Canyon households may also serve addresses that lie outside of the community, the exact geographic location of each housing unit was compared to community boundaries using the most current municipal boundary file. Addresses located outside of the City of American Canyon boundaries were removed from the list of potential households to survey. From that list, addresses were randomly selected as survey recipients, with multi-family housing units (defined as those with a unit number) sampled at a rate of 5:3 compared to single family housing units.

An individual within each household was selected using the birthday method. The birthday method selects a person within the household by asking the “person whose birthday has most recently passed” to complete the questionnaire. The underlying assumption in this method is that day of birth has no relationship to the way people respond to surveys. This instruction was contained in the introduction of the survey.

Conducting the survey

The 2,700 randomly selected households received mailings beginning on February 7th, 2022 and the survey remained open for seven weeks. For 1,200 households, the first mailing was a postcard inviting the household to participate in the survey. The next mailing contained a cover letter with instructions, the survey questionnaire, and a postage-paid return envelope. The final mailing contained a reminder letter, another survey, and a postage-paid return envelope. For the remaining 1,500 households, the first mailing was a postcard inviting the household to participate, followed one week later by a reminder postcard. All mailings included a web link to give residents the opportunity to respond to the survey online. All follow-up mailings asked those who had not completed the survey to do so and those who had already done so to refrain from completing the survey again.

The survey was available in English, Spanish, and Tagalog. All mailings contained paragraphs in all languages instructing participants on how to complete the survey in their preferred language.

About 1% of the 2,700 mailed invitations or surveys were returned because the household address was vacant or the postal service was unable to deliver the survey as addressed. Of the remaining 2,668 households that received the invitations to participate, 335 completed the survey, providing an overall response rate of 13%. The response rate was calculated using AAPOR’s response rate #2* for mailed surveys of unnamed persons.

It is customary to describe the precision of estimates made from surveys by a “level of confidence” and accompanying “confidence interval” (or margin of error). A traditional level of confidence, and the one used here, is 95%. The 95% confidence interval can be any size and quantifies the sampling error or imprecision of the survey results because some residents’ opinions are relied on to estimate all residents’ opinions. The margin of error for the City of American Canyon survey is no greater than plus or minus 5 percentage points around any given percent reported for all respondents (335 completed surveys).

In addition to the randomly selected “probability sample” of households, a link to an online open participation survey was publicized by the City of American Canyon. The open participation survey was identical to the probability sample survey with one small update; it included a question about where they heard about the survey. The open participation survey was open to all city residents and became available on March 7th, 2022. The survey remained open for three weeks. The data presented in the following tabs exclude the open participation survey data, but a tab at the end provides the complete frequency of responses to questions by the open participation respondents.

Analyzing the data

Responses from mailed surveys were entered into an electronic dataset using a “key and verify” method, where all responses are entered twice and compared to each other. Any discrepancies were resolved in comparison to the original survey form. Range checks as well as other forms of quality control were also performed. Responses from surveys completed on Polco were downloaded and merged with the mailed survey responses.

The demographics of the survey respondents were compared to those found in the 2010 Census and 2019 American Community Survey estimates for adults in the City of American Canyon. The primary objective of weighting survey data is to make the survey respondents reflective of the larger population of the community. The characteristics used for weighting were age, sex, race, Hispanic origin, housing type, and housing tenure. No adjustments were made for design effects. Weights were calculated using an iterative, multiplicative raking model known as the ANES Weighting Algorithm.* The results of the weighting scheme for the probability sample are presented in the following table.

NRC aligns demographic labels with those used by the U.S. Census for reporting purposes, when possible. Some categories (e.g., age, race/Hispanic origin, housing type, and length of residency) are combined into smaller subgroups.

		Unweighted	Weighted	Target*
Age	18-34	4%	21%	29%
	35-54	30%	42%	39%
	55+	65%	36%	33%
Hispanic origin	No, not Spanish, Hispanic, or Latino	83%	75%	75%
	Spanish, Hispanic, or Latino	17%	25%	25%
Housing tenure	Own	89%	77%	77%
	Rent	11%	23%	23%
Housing type	Attached	5%	22%	22%
	Detached	95%	78%	78%
Race & Hispanic origin	Not white alone	61%	74%	76%
	White alone, not Hispanic or Latino	39%	26%	24%
Sex	Female	62%	53%	51%
	Male	38%	47%	49%
Sex/age	Female 18-34	3%	13%	15%
	Female 35-54	19%	22%	20%
	Female 55+	40%	18%	16%
	Male 18-34	2%	8%	14%
	Male 35-54	12%	21%	19%
	Male 55+	25%	18%	17%

The survey datasets were analyzed using all or some of a combination of the Statistical Package for the Social Sciences (SPSS), R, Python, and Tableau. For the most part, the percentages presented in the reports represent the “percent positive.” The percent positive is the combination of the top two most positive response options (i.e., excellent/good, very safe/somewhat safe, essential/very important, etc.), or, in the case of resident behaviors/participation, the percent positive represents the proportion of respondents indicating “yes” or participating in an activity at least once a month.

On many of the questions in the survey respondents may answer “don’t know.” The proportion of respondents giving this reply is shown in the full set of responses included in the tab “Complete data”. However, these responses have been removed from the analyses presented in the reports. In other words, the tables and graphs display the responses from respondents who had an opinion about a specific item.

Contact

The City of American Canyon funded this research. Please contact Jen Kansanback of the City of American Canyon at jkansanback@cityofamericancanyon.org if you have any questions about the survey.

Survey Validity

See the Polco Knowledge Base article on survey validity at <https://info.polco.us/knowledge/statistical-vali>

* See AAPOR’s Standard Definitions for more information at

<https://www.aapor.org/Publications-Media/AAPOR-Journals/Standard-Definitions.aspx>

* Pasek, J. (2010). ANES Weighting Algorithm. Retrieved from

<https://web.stanford.edu/group/iriss/cgi-bin/anesrake/resources/RakingDescription.pdf>

* Targets come from the 2010 Census and 2019 American Community Survey

Highlights

Residents appreciate American Canyon's governance and leadership.

All 2022 survey items pertaining to the City's governance received reviews on par with national benchmarks. Nearly 70% of residents gave positive evaluations to the overall quality of services provided by the City, similar to comparison communities across the nation. Three-quarters of respondents favorably rated the overall customer service by American Canyon employees, and American Canyon's public information services. Additionally, respondents gave high marks to City leadership, with about two-thirds of respondents feeling that residents were treated fairly and with respect. About 6 in 10 residents positively rated the job American Canyon government does at welcoming resident involvement. At least half of residents evaluated American Canyon officials as being honest and generally acting in the best interest of the community. In a set of questions unique to American Canyon, residents were asked to rate the City's response to COVID-19. Nearly 7 in 10 provided excellent or good ratings to the City for generally acting in the best interest of the community, being open and transparent to the public, informing residents about COVID-19 related issues facing the community, and resident's overall confidence in the government's COVID-19 response.

Although some aspects of American Canyon's economy have seen small gains over time, this facet remains an area of opportunity for the community.

The economy is a concern for most residents within American Canyon, with 93% rating it an essential or very important focus area for the next few years. When asked what impact, if any, the economy would likely have on their family income in the next six months, only 19% of residents expected a positive impact, while 37% felt it would have a negative impact (a 17% decrease from American Canyon's 2015 survey results). About one-quarter of residents positively reviewed the City's vibrancy of downtown/commercial areas, which was a slight increase over the prior survey but scored much lower than in comparison communities across the country. A similar proportion of respondents were pleased with the City's shopping opportunities and employment opportunities, also lower than the national benchmarks. About 4 in 10 gave positive marks to American Canyon as a place to visit, as well as to the community's economic development. Roughly one-third gave favorable ratings to the variety of business and service establishments, but more than half indicated that the overall quality of business and service establishments was excellent or good (a 15% increase from the previous survey). In addition, the overall economic health of American Canyon improved slightly since 2015, with more than 6 in 10 respondents offering positive evaluations.

Survey respondents indicate that crime may be a concern but value the City's safety services.

Nearly all residents (99%) rated safety as essential or very important for the City to focus on in the coming two years. About 8 in 10 residents scored the feeling of safety in their neighborhood during the day positively, which was on par with benchmark comparisons. Three-quarters reported feeling safe in American Canyon's downtown/commercial area during the day (lower than national benchmark comparisons). About 6 in 10 residents felt very or somewhat safe from violent crime and property crime, both of which were also lower than national benchmarks. The majority of residents gave favorable reviews of the City's fire services (91%) and ambulance or emergency medical services (83%). Three-quarters gave positive marks to police services and fire prevention and education, and a similar percentage reported feeling safe from fire, flood, or other natural disasters. About 6 in 10 residents reviewed crime prevention and emergency preparedness favorably. All of the safety services were on par with national averages.

American Canyon residents see their community as welcoming and inclusive, contributing to a positive overall quality of life.

Most residents positively rated the City as a place to live (83% excellent or good) and the overall quality of life in American Canyon (77%). About 8 in 10 were also likely to recommend living in American Canyon and planned to remain in the City for the next few years. A similarly high proportion favorably reviewed American Canyon as a place to raise children (80%). Ratings for the City's inclusivity were also positive, likely contributing to the high quality of life experienced by residents. About 8 in 10 residents positively rated the community for valuing and respecting residents from diverse backgrounds and attracting people from diverse backgrounds, both of which scored higher than the national benchmark comparisons. Similarly, American Canyon received positive marks from three-quarters of residents for making all residents feel welcome. The majority of residents were pleased with the sense of community in American Canyon (68%) and the openness and acceptance of the community toward people of diverse backgrounds (69%). Additionally, at least half rated the neighborliness of residents and the civic/community pride as excellent or good.

Facets of livability

Resident perceptions of quality and importance for each of the facets of community livability provide an overview of community strengths and challenges that are useful for planning, budgeting and performance evaluation. The charts below show the proportion of residents who rated the community facets positively for quality and the priority (importance) placed on each. Also displayed is whether local ratings were lower, similar, or higher than communities across the country (the national benchmark).

Please rate each of the following characteristics as they relate to American Canyon as a whole.
(% excellent or good)

		vs. benchmark*
Overall economic health	65%	Similar
Overall quality of the transportation system	46%	Similar
Overall design or layout of residential and commercial areas	48%	Similar
Overall quality of the utility infrastructure	65%	Similar
Overall feeling of safety	67%	Similar
Overall quality of natural environment	79%	Similar
Overall quality of parks and recreation opportunities	74%	Similar
Overall health and wellness opportunities	62%	Similar
Overall opportunities for education, culture, and the arts	46%	Lower
Residents' connection and engagement with their community	56%	Similar

Please rate how important, if at all, you think it is for the American Canyon community to focus on each of the following in the coming two years.
(% essential or very important)

Overall economic health	93%	Similar
Overall quality of the transportation system	85%	Similar
Overall design or layout of residential and commercial areas	87%	Similar
Overall quality of the utility infrastructure	89%	Similar
Overall feeling of safety	99%	Similar
Overall quality of natural environment	84%	Similar
Overall quality of parks and recreation opportunities	80%	Similar
Overall health and wellness opportunities	78%	Similar
Overall opportunities for education, culture, and the arts	74%	Similar
Residents' connection and engagement with their community	76%	Similar

* Comparison to the national benchmark is shown. If no comparison is available, this is left blank.

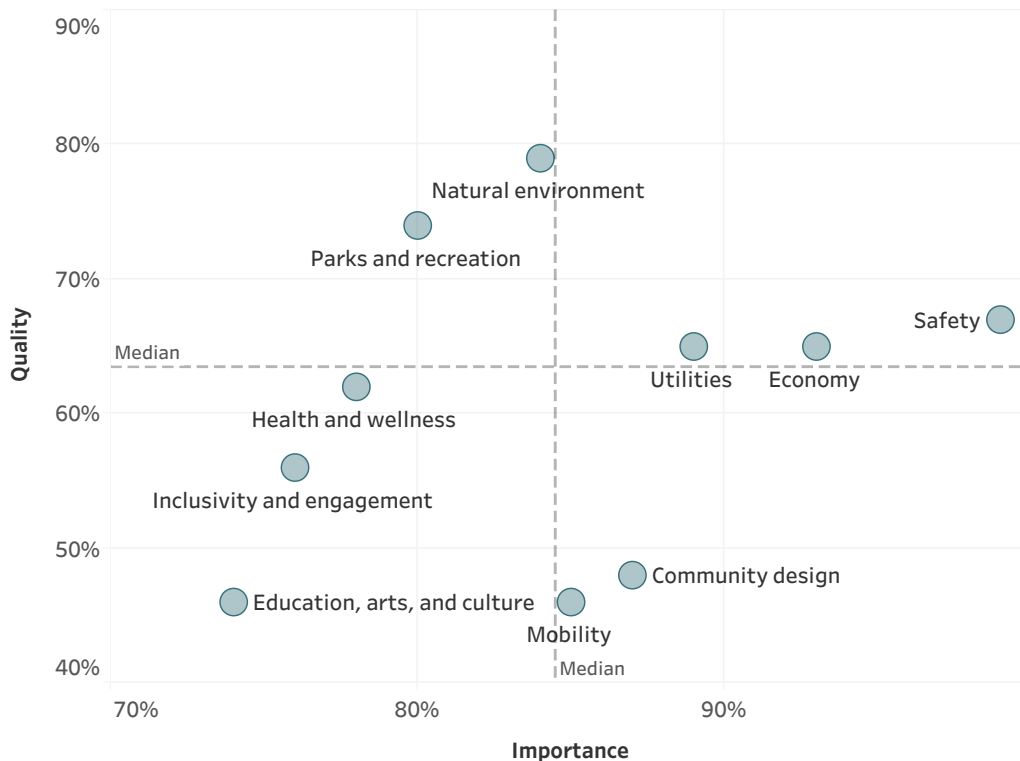
Balancing performance and importance

Every jurisdiction must balance limited resources while meeting resident needs and striving to optimize community livability. To this end, it is helpful to know what aspects of the community are most important to residents and which they perceive as being of higher or lower quality. It is especially helpful to know when a facet of livability is considered of high importance but rated as lower quality, as this should be a top priority to address.

To help guide City staff and officials with decisions on future resource allocation, resident ratings of the importance of services were compared to their ratings of the quality of these services. To identify the services perceived by residents to have relatively lower quality at the same time as relatively higher importance, all services were ranked from highest perceived quality to lowest perceived quality and from highest perceived importance to lowest perceived importance. Some services were in the top half of both lists (higher quality and higher importance); some were in the top half of one list but the bottom half of the other (higher quality and lower importance or lower quality and higher importance); and some services were in the bottom half of both lists.

Services receiving quality ratings of excellent or good by 64% or more of respondents were considered of “higher quality” and those with ratings lower than 64% were considered to be of “lower quality.” Services were classified as “more important” if they were rated as essential or very important by 84% or more of respondents. Services were rated as “less important” if they received a rating of less than 84%. This classification uses the median ratings for quality and importance to divide the services in half.

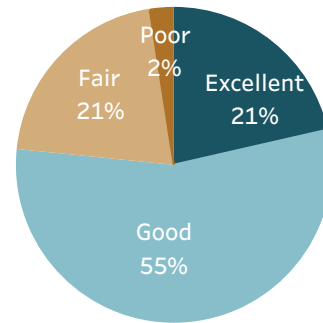
The quadrants in the figure below show which community facets were given higher or lower importance ratings (right-left) and which had higher or lower quality ratings (up-down). Facets of livability falling closer to a diagonal line from the lower left to the upper right are those where performance ratings are more commensurate with resident priorities. Facets scoring closest to the lower right hand corner of the matrix (higher in importance and lower in quality) are those that may warrant further investigation to see if changes to their delivery are necessary to improve their performance. This is the key part of this chart on which to focus. Facets falling in the top left hand corner of the chart (lower in importance but higher in quality) are areas where performance may outscore resident priorities, and may be a consideration for lower resource allocation.



Quality of life

Measuring community livability starts with assessing the quality of life of those who live there, and ensuring that the community is attractive, accessible, and welcoming to all.

The overall quality of life in American Canyon



Please rate each of the following aspects of quality of life in American Canyon. (% excellent or good)

		vs. benchmark*
American Canyon as a place to live	83%	Similar
The overall quality of life	77%	Similar

Please indicate how likely or unlikely you are to do each of the following. (% very or somewhat likely)

Recommend living in American Canyon to someone who asks	82%	Similar
Remain in American Canyon for the next five years	80%	Similar

Please rate each of the following in the American Canyon community. (% excellent or good)

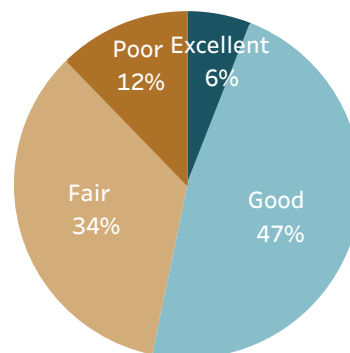
Overall image or reputation	61%	Similar
-----------------------------	-----	---------

* Comparison to the national benchmark is shown. If no comparison is available, this is left blank.

Governance

Strong local governments produce results that meet the needs of residents while making the best use of available resources, and are responsive to the present and future needs of the community as a whole.

Overall confidence in American Canyon government



Please rate the quality of each of the following services in American Canyon. (% excellent or good)

		vs. benchmark*
Overall customer service by American Canyon employees	77%	Similar
Public information services	74%	Similar

Please rate the following categories of American Canyon government performance. (% excellent or good)

Treating residents with respect	67%	Similar
Treating all residents fairly	66%	Similar
The job American Canyon government does at welcoming resident involvement	60%	Similar
Generally acting in the best interest of the community	55%	Similar
Being honest	55%	Similar
Informing residents about issues facing the community	54%	Similar
Being open and transparent to the public	54%	Similar
Overall confidence in American Canyon government	53%	Similar
The value of services for the taxes paid to American Canyon	53%	Similar
The overall direction that American Canyon is taking	52%	Similar

Overall, how would you rate the quality of the services provided by each of the following?
(% excellent or good)

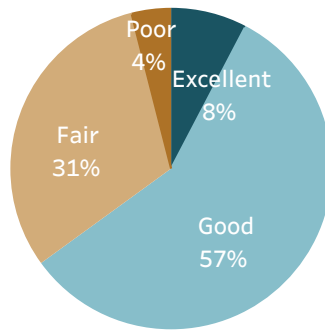
The City of American Canyon	68%	Similar
The Federal Government	40%	Similar

* Comparison to the national benchmark is shown. If no comparison is available, this is left blank.

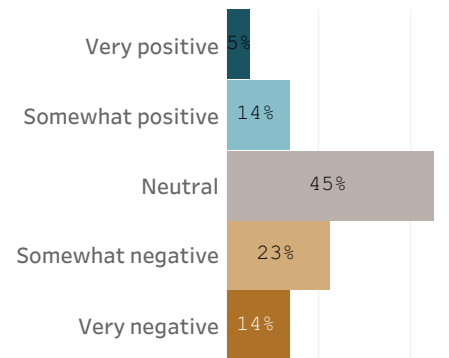
Economy

Local governments work together with private and nonprofit businesses, and with the community at large, to foster sustainable growth, create jobs, and promote a thriving local economy.

Overall economic health of American Canyon



What impact, if any, do you think the economy will have on your family income in the next 6 months? Do you think the impact will be:



Please rate each of the following aspects of quality of life in American Canyon. (% excellent or good)

Aspect	Percentage	vs. benchmark*
American Canyon as a place to visit	43%	Lower
American Canyon as a place to work	35%	Lower

Please rate each of the following characteristics as they relate to American Canyon as a whole. (% excellent or good)

Characteristic	Percentage	vs. benchmark*
Overall economic health	65%	Similar

Please rate each of the following in the American Canyon community. (% excellent or good)

Characteristic	Percentage	vs. benchmark*
Overall quality of business and service establishments	55%	Lower
Variety of business and service establishments	37%	Lower
Cost of living	28%	Similar
Vibrancy of downtown/commercial area	26%	Much lower
Shopping opportunities	22%	Much lower
Employment opportunities	21%	Lower

Please rate the quality of each of the following services in American Canyon. (% excellent or good)

Service	Percentage	vs. benchmark*
Economic development	45%	Similar

What impact, if any, do you think the economy will have on your family income in the next 6 months? Do you think the impact will be:

(% very or somewhat positive)

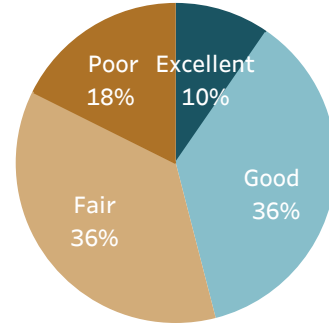
What impact, if any, do you think the economy will have on your family income in the next 6 months? Do you think the impact will be:

19%

Lower

* Comparison to the national benchmark is shown. If no comparison is available, this is left blank.

Overall quality of the transportation system in American Canyon



Mobility

The ease with which residents can move about their communities, whether for commuting, leisure, or recreation, plays a major role in the quality of life for all who live, work, and play in the community.

Please rate each of the following characteristics as they relate to American Canyon as a whole.
(% excellent or good)

		vs. benchmark*
Overall quality of the transportation system	46%	Similar

Please also rate each of the following in the American Canyon community.
(% excellent or good)

Ease of public parking	63%	Similar
Ease of walking	54%	Similar
Ease of travel by bicycle	54%	Similar
Ease of travel by car	51%	Lower
Ease of travel by public transportation	44%	Similar
Traffic flow on major streets	20%	Much lower

Please indicate whether or not you have done each of the following in the last 12 months.
(% yes)

Walked or biked instead of driving	66%	Similar
Carpooled with other adults or children instead of driving alone	41%	Similar
Used public transportation instead of driving	15%	Similar

Please rate the quality of each of the following services in American Canyon.
(% excellent or good)

Street cleaning	65%	Similar
Street lighting	64%	Similar

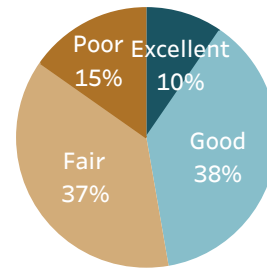
Sidewalk maintenance	59%	Similar
Bus or transit services	55%	Similar
Traffic enforcement	47%	Similar
Street repair	35%	Similar
Traffic signal timing	34%	Lower

* Comparison to the national benchmark is shown. If no comparison is available, this is left blank.

Community design

A well-designed community enhances the quality of life for its residents by encouraging smart land use and zoning, ensuring that affordable housing is accessible to all, and providing access to parks and other green spaces.

Overall design or layout of American Canyon's residential and commercial areas



Please rate each of the following aspects of quality of life in American Canyon. (% excellent or good)

		vs. benchmark*
Your neighborhood as a place to live	79%	Similar

Please rate each of the following characteristics as they relate to American Canyon as a whole. (% excellent or good)

Overall design or layout of residential and commercial areas	48%	Similar
--	-----	---------

Please also rate each of the following in the American Canyon community. (% excellent or good)

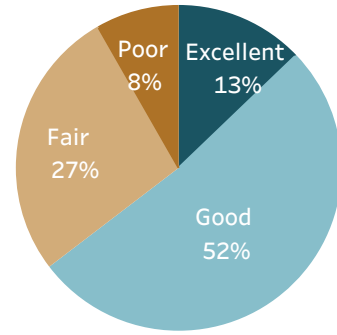
Well-designed neighborhoods	54%	Similar
Overall appearance	51%	Lower
Overall quality of new development	51%	Similar
Preservation of the historical or cultural character of the community	49%	Similar
Well-planned residential growth	42%	Similar
Public places where people want to spend time	40%	Lower
Variety of housing options	40%	Similar
Well-planned commercial growth	27%	Lower
Availability of affordable quality housing	26%	Similar

Please rate the quality of each of the following services in American Canyon. (% excellent or good)

Code enforcement	41%	Similar
Land use, planning and zoning	34%	Similar

* Comparison to the national benchmark is shown. If no comparison is available, this is left blank.

Overall quality of the utility infrastructure in American Canyon



Utilities

Services such as water, gas, electricity, and internet access play a vital role in ensuring the physical and economic health and well-being of the communities they serve.

Please rate the quality of each of the following services in American Canyon. (% excellent or good)

		vs. benchmark*
Garbage collection	82%	Similar
Sewer services	76%	Similar
Storm water management	73%	Similar
Drinking water	66%	Similar
Power (electric and/or gas) utility	63%	Lower
Utility billing	54%	Lower
Affordable high-speed internet access	52%	Similar

Please rate each of the following characteristics as they relate to American Canyon as a whole. (% excellent or good)

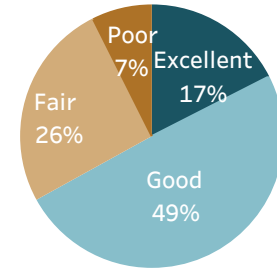
Overall quality of the utility infrastructure	65%	Similar
---	-----	---------

* Comparison to the national benchmark is shown. If no comparison is available, this is left blank.

Safety

Public safety is often the most important task facing local governments. All residents should feel safe and secure in their neighborhoods and in the greater community, and providing robust safety-related services is essential to residents' quality of life.

Overall feeling of safety in American Canyon



Please rate each of the following characteristics as they relate to American Canyon as a whole.
(% excellent or good)

		vs. benchmark*
Overall feeling of safety	67%	Similar

Please rate how safe or unsafe you feel:
(% very or somewhat safe)

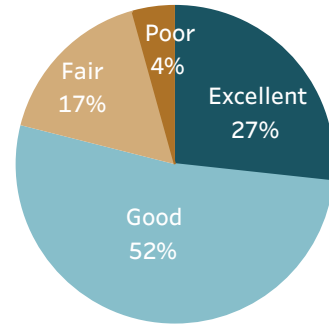
In your neighborhood during the day	86%	Similar
From fire, flood, or other natural disaster	76%	Similar
In American Canyon's downtown/commercial area during the day	75%	Lower
From violent crime	65%	Lower
From property crime	58%	Lower

Please rate the quality of each of the following services in American Canyon.
(% excellent or good)

Fire services	91%	Similar
Ambulance or emergency medical services	83%	Similar
Fire prevention and education	78%	Similar
Police services	75%	Similar
Crime prevention	65%	Similar
Emergency preparedness	63%	Similar
Animal control	63%	Similar

* Comparison to the national benchmark is shown. If no comparison is available, this is left blank.

Overall quality of natural environment in American Canyon



Natural environment

The natural environment plays a vital role in the health and well-being of residents. The natural spaces in which residents live and experience their communities has a direct and profound effect on quality of life.

Please rate each of the following characteristics as they relate to American Canyon as a whole.
(% excellent or good)

		vs. benchmark*
Overall quality of natural environment	79%	Similar

Please also rate each of the following in the American Canyon community.
(% excellent or good)

Air quality	74%	Similar
Cleanliness	68%	Similar
Water resources	44%	Lower

Please rate the quality of each of the following services in American Canyon.
(% excellent or good)

Yard waste pick-up	80%	Similar
Recycling	76%	Similar
American Canyon open space	74%	Similar
Preservation of natural areas	70%	Similar

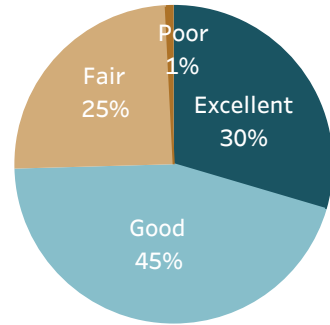
* Comparison to the national benchmark is shown. If no comparison is available, this is left blank.

Parks and recreation

“There are no communities that pride themselves on their quality of life, promote themselves as a desirable location for businesses to relocate, or maintain that they are environmental stewards of their natural resources, without such communities having a robust, active system of parks and recreation programs for public use and enjoyment.”

- National Recreation and Park Association

Overall quality of the parks and recreation opportunities



Please rate each of the following characteristics as they relate to American Canyon as a whole.
(% excellent or good)

		vs. benchmark*
Overall quality of parks and recreation opportunities	74%	Similar

Please also rate each of the following in the American Canyon community.
(% excellent or good)

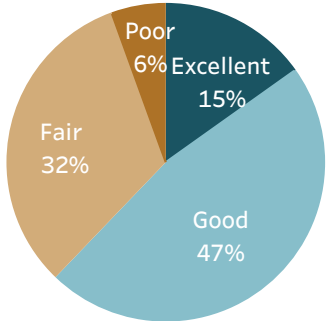
Availability of paths and walking trails	75%	Similar
Fitness opportunities	69%	Similar
Recreational opportunities	52%	Lower

Please rate the quality of each of the following services in American Canyon.
(% excellent or good)

Recreation centers or facilities	70%	Similar
City parks	69%	Similar
Recreation programs or classes	65%	Similar

* Comparison to the national benchmark is shown. If no comparison is available, this is left blank.

Overall health and wellness opportunities in American Canyon



Health and wellness

The characteristics of and amenities available in the communities in which people live has a direct impact on the health and wellness of residents, and thus, on their quality of life overall.

Please rate each of the following characteristics as they relate to American Canyon as a whole.
(% excellent or good)

		vs. benchmark*
Overall health and wellness opportunities	62%	Similar

Please also rate each of the following in the American Canyon community.
(% excellent or good)

Availability of preventive health services	43%	Lower
Availability of affordable quality health care	42%	Lower
Availability of affordable quality food	42%	Lower
Availability of affordable quality mental health care	29%	Lower

Please rate the quality of each of the following services in American Canyon.
(% excellent or good)

Health services	55%	Lower
-----------------	-----	-------

Please rate your overall health.
(% excellent or very good)

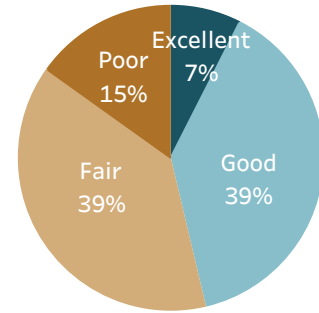
Please rate your overall health.	64%	Similar
----------------------------------	-----	---------

* Comparison to the national benchmark is shown. If no comparison is available, this is left blank.

Education, arts, and culture

Participation in the arts, in educational opportunities, and in cultural activities is linked to increased civic engagement, greater social tolerance, and enhanced enjoyment of the local community.

Overall opportunities for education, culture and the arts



Please rate each of the following characteristics as they relate to American Canyon as a whole.
(% excellent or good)

		vs. benchmark*
Overall opportunities for education, culture, and the arts	46%	Lower

Please also rate each of the following in the American Canyon community.
(% excellent or good)

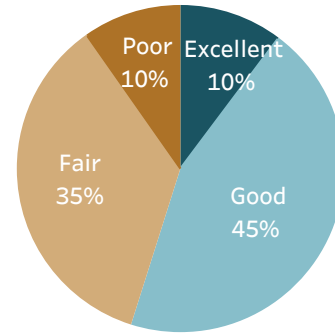
K-12 education	66%	Similar
Opportunities to attend special events and festivals	49%	Lower
Availability of affordable quality childcare/preschool	42%	Similar
Adult educational opportunities	37%	Lower
Community support for the arts	36%	Lower
Opportunities to attend cultural/arts/music activities	25%	Much lower

Please rate the quality of each of the following services in American Canyon.
(% excellent or good)

Public library services	79%	Similar
-------------------------	-----	---------

* Comparison to the national benchmark is shown. If no comparison is available, this is left blank.

Residents' connection and engagement with their community



Inclusivity and engagement

Inclusivity refers to a cultural and environmental feeling of belonging; residents who feel invited to participate within their communities feel more included, involved, and engaged than those who do not.

Please rate each of the following aspects of quality of life in American Canyon. (% excellent or good)

		vs. benchmark*
American Canyon as a place to raise children	80%	Similar
Sense of community	68%	Similar
American Canyon as a place to retire	60%	Similar

Please rate each of the following characteristics as they relate to American Canyon as a whole. (% excellent or good)

Residents' connection and engagement with their community	56%	Similar
---	-----	---------

Please rate the job you feel the American Canyon community does at each of the following. (% excellent or good)

Valuing/respecting residents from diverse backgrounds	85%	Higher
Attracting people from diverse backgrounds	84%	Higher
Making all residents feel welcome	77%	Similar
Taking care of vulnerable residents	73%	Similar

Please also rate each of the following in the American Canyon community. (% excellent or good)

Openness and acceptance of the community toward people of diverse backgrounds	69%	Similar
Neighborliness of residents	61%	Similar
Opportunities to volunteer	60%	Similar

Sense of civic/community pride	54%	Similar
Opportunities to participate in community matters	53%	Similar
Opportunities to participate in social events and activities	43%	Lower

* Comparison to the national benchmark is shown. If no comparison is available, this is left blank.

Residents' participation levels

Please indicate whether or not you have done each of the following in the last 12 months.
(% yes)

		vs...
Voted in your most recent local election	79%	Similar
Contacted the City of American Canyon for help or information	40%	Similar
Watched a local public meeting	36%	Higher
Volunteered your time to some group/activity	27%	Similar
Campaigned or advocated for a local issue, cause, or candidate	20%	Similar
Contacted American Canyon elected officials to express your opinion	15%	Similar
Attended a local public meeting	11%	Similar

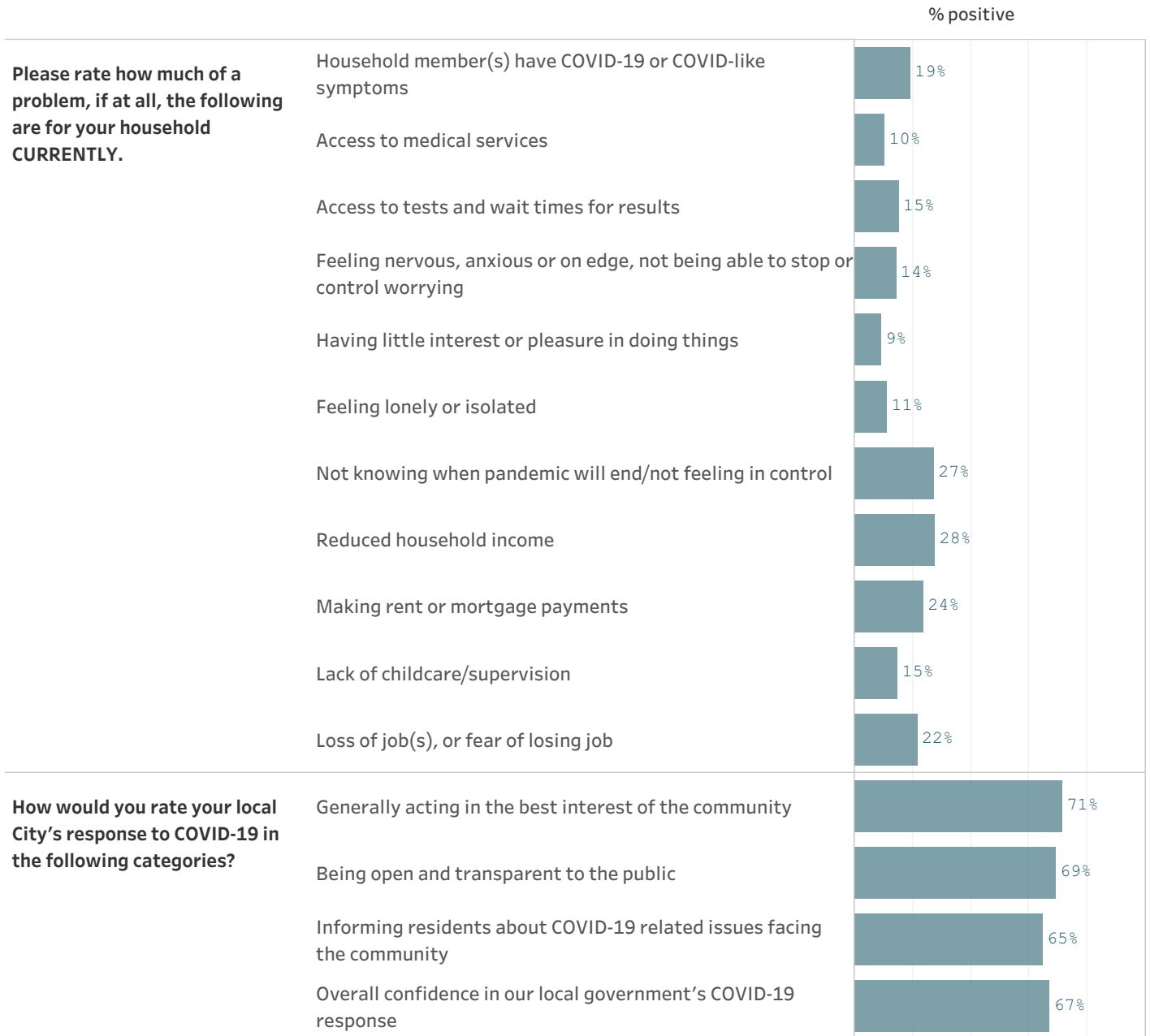
In general, how many times do you:
(% a few times a week or more)

Access the internet from your home	94%	Similar
Access the internet from your cell phone	94%	Similar
Use or check email	93%	Similar
Visit social media sites	86%	Similar
Shop online	50%	Similar
Share your opinions online	31%	Similar

* Comparison to the national benchmark is shown. If no comparison is available, this is left blank.

Custom questions

Below are the results of each custom question on the survey. The percentage of positive responses (Major/Moderate problem or Excellent/Good) is shown.



National benchmark tables

This table contains the comparisons of American Canyon’s results to those from other communities. The first column shows the comparison of American Canyon’s rating to the benchmark. American Canyon’s results are noted as being “higher”, “lower” or “similar” to the benchmark, meaning that the average rating given by American Canyon residents is statistically similar to or different than the benchmark. The second column is American Canyon’s “percent positive.” Most commonly, the percent positive is the combination of the top two most positive response options (i.e., excellent/good). The third column is the rank assigned to American Canyon’s rating among communities where a similar question was asked. The fourth column is the number of communities that asked a similar question. The fifth column shows the percentile for American Canyon’s result -- that is what percent of surveyed communities had a lower rating than American Canyon.

			% positive	Rank	Number of communities	Percentile
Please rate each of the following aspects of quality of life in American Canyon.	American Canyon as a place to live	Similar	83%	249	399	37
	Your neighborhood as a place to live	Similar	79%	232	332	30
	American Canyon as a place to raise children	Similar	80%	206	401	48
	American Canyon as a place to work	Lower	35%	350	384	9
	American Canyon as a place to visit	Lower	43%	293	326	10
	American Canyon as a place to retire	Similar	60%	249	386	35
	The overall quality of life	Similar	77%	292	442	34
	Sense of community	Similar	68%	145	334	56
Please rate each of the following characteristics as they relate to American Canyon as a whole.	Overall economic health	Similar	65%	181	306	41
	Overall quality of the transportation system	Similar	46%	96	146	34
	Overall design or layout of residential and commercial areas	Similar	48%	243	300	19
	Overall quality of the utility infrastructure	Similar	65%	92	143	36
	Overall feeling of safety	Similar	67%	293	382	23
	Overall quality of natural environment	Similar	79%	176	311	43
	Overall quality of parks and recreation opportunities	Similar	74%	91	149	39
	Overall health and wellness opportunities	Similar	62%	214	301	29
	Overall opportunities for education, culture, and the arts	Lower	46%	263	304	13

	Residents' connection and engagement with their community	Similar	56%	84	144	42
Please indicate how likely or unlikely you are to do each of the following.	Recommend living in American Canyon to someone who asks	Similar	82%	221	317	30
	Remain in American Canyon for the next five years	Similar	80%	233	310	25
Please rate how safe or unsafe you feel:	In your neighborhood during the day	Similar	86%	301	366	17
	In American Canyon's downtown/commercial area during the day	Lower	75%	295	341	13
	From property crime	Lower	58%	133	154	14
	From violent crime	Lower	65%	135	154	11
	From fire, flood, or other natural disaster	Similar	76%	122	142	14
Please rate the job you feel the American Canyon community does at each of the following.	Making all residents feel welcome	Similar	77%	66	149	56
	Attracting people from diverse backgrounds	Higher	84%	9	147	94
	Valuing/respecting residents from diverse backgrounds	Higher	85%	17	147	89
	Taking care of vulnerable residents	Similar	73%	37	144	75
Please rate each of the following in the American Canyon community.	Overall quality of business and service establishments	Lower	55%	266	309	14
	Variety of business and service establishments	Lower	37%	134	144	7
	Vibrancy of downtown/commercial area	Much lower	26%	269	290	7
	Employment opportunities	Lower	21%	298	338	12
	Shopping opportunities	Much lower	22%	292	324	10
	Cost of living	Similar	28%	240	303	21
	Overall image or reputation	Similar	61%	276	379	27
Please also rate each of the following in the American Canyon community.	Traffic flow on major streets	Much lower	20%	342	355	3
	Ease of public parking	Similar	63%	120	280	57
	Ease of travel by car	Lower	51%	302	334	9
	Ease of travel by public transportation	Similar	44%	133	284	53
	Ease of travel by bicycle	Similar	54%	186	336	44
	Ease of walking	Similar	54%	251	336	25

Please also rate each of the following in the American Canyon community.

Well-planned residential growth	Similar	42%	106	146	28
Well-planned commercial growth	Lower	27%	127	146	13
Well-designed neighborhoods	Similar	54%	97	144	33
Preservation of the historical or cultural character of the community	Similar	49%	124	142	13
Public places where people want to spend time	Lower	40%	263	296	11
Variety of housing options	Similar	40%	240	312	23
Availability of affordable quality housing	Similar	26%	239	337	29
Overall quality of new development	Similar	51%	244	330	26
Overall appearance	Lower	51%	315	368	14
Cleanliness	Similar	68%	221	338	34
Water resources	Lower	44%	104	131	21
Air quality	Similar	74%	224	291	23
Availability of paths and walking trails	Similar	75%	139	340	59
Fitness opportunities	Similar	69%	190	292	35
Recreational opportunities	Lower	52%	269	323	17
Availability of affordable quality food	Lower	42%	274	287	4
Availability of affordable quality health care	Lower	42%	275	300	8
Availability of preventive health services	Lower	43%	262	283	7
Availability of affordable quality mental health care	Lower	29%	254	283	10
Opportunities to attend cultural/arts/music activities	Much lower	25%	304	320	5
Community support for the arts	Lower	36%	121	143	16
Availability of affordable quality childcare/preschool	Similar	42%	216	298	27
K-12 education	Similar	66%	182	303	40
Adult educational opportunities	Lower	37%	257	289	11
Sense of civic/community pride	Similar	54%	100	143	30

Please also rate each of the following in the American Canyon community.	Neighborliness of residents	Similar	61%	216	296	27
	Opportunities to participate in social events and activities	Lower	43%	272	303	10
	Opportunities to attend special events and festivals	Lower	49%	280	310	10
	Opportunities to volunteer	Similar	60%	275	300	8
	Opportunities to participate in community matters	Similar	53%	264	304	13
	Openness and acceptance of the community toward people of diverse backgrounds	Similar	69%	102	328	69
Please indicate whether or not you have done each of the following in the last 12 months.	Contacted the City of American Canyon for help or information	Similar	40%	274	357	23
	Contacted American Canyon elected officials to express your opinion	Similar	15%	192	298	35
	Attended a local public meeting	Similar	11%	276	297	7
	Watched a local public meeting	Higher	36%	36	276	87
	Volunteered your time to some group/activity	Similar	27%	216	302	28
	Campaigned or advocated for a local issue, cause, or candidate	Similar	20%	148	286	48
	Voted in your most recent local election	Similar	79%	66	145	55
	Used public transportation instead of driving	Similar	15%	128	266	52
	Carpooled with other adults or children instead of driving alone	Similar	41%	144	291	50
	Walked or biked instead of driving	Similar	66%	83	295	72
Please rate the quality of each of the following services in American Canyon.	Public information services	Similar	74%	154	322	52
	Economic development	Similar	45%	248	313	21
	Traffic enforcement	Similar	47%	324	382	15
	Traffic signal timing	Lower	34%	294	302	2
	Street repair	Similar	35%	285	382	25
	Street cleaning	Similar	65%	204	323	37
	Street lighting	Similar	64%	213	363	41
	Sidewalk maintenance	Similar	59%	191	328	42
	Bus or transit services	Similar	55%	136	278	51

Please rate the quality of each of the following services in American Canyon.

Land use, planning and zoning	Similar	34%	274	326	16
Code enforcement	Similar	41%	274	382	28
Affordable high-speed internet access	Similar	52%	86	139	38
Garbage collection	Similar	82%	276	358	23
Drinking water	Similar	66%	242	325	25
Sewer services	Similar	76%	251	326	23
Storm water management	Similar	73%	182	350	48
Power (electric and/or gas) utility	Lower	63%	225	243	7
Utility billing	Lower	54%	257	278	7
Police services	Similar	75%	218	433	49
Crime prevention	Similar	65%	231	381	39
Animal control	Similar	63%	230	345	33
Ambulance or emergency medical services	Similar	83%	258	344	25
Fire services	Similar	91%	162	377	57
Fire prevention and education	Similar	78%	156	315	50
Emergency preparedness	Similar	63%	190	314	39
Preservation of natural areas	Similar	70%	93	295	68
American Canyon open space	Similar	74%	70	283	75
Recycling	Similar	76%	240	362	33
Yard waste pick-up	Similar	80%	146	304	52
City parks	Similar	69%	266	340	22
Recreation programs or classes	Similar	65%	247	334	26
Recreation centers or facilities	Similar	70%	200	307	35
Health services	Lower	55%	239	274	13
Public library services	Similar	79%	308	350	12

	Overall customer service by American Canyon employees	Similar	77%	262	397	34
Please rate the following categories of American Canyon government performance.	The value of services for the taxes paid to American Canyon	Similar	53%	240	405	40
	The overall direction that American Canyon is taking	Similar	52%	279	353	21
	The job American Canyon government does at welcoming resident involvement	Similar	60%	113	347	67
	Overall confidence in American Canyon government	Similar	53%	164	308	47
	Generally acting in the best interest of the community	Similar	55%	184	311	41
	Being honest	Similar	55%	191	301	36
	Being open and transparent to the public	Similar	54%	80	149	46
	Informing residents about issues facing the community	Similar	54%	85	155	45
	Treating all residents fairly	Similar	66%	138	308	55
	Treating residents with respect	Similar	67%	90	146	39
Overall, how would you rate the quality of the services provided by each of the following?	The City of American Canyon	Similar	68%	277	402	31
	The Federal Government	Similar	40%	170	288	41
Please rate how important, if at all, you think it is for the American Canyon community to focus on each of the following in the coming two years.	Overall economic health	Similar	93%	99	283	65
	Overall quality of the transportation system	Similar	85%	19	142	87
	Overall design or layout of residential and commercial areas	Similar	87%	12	283	96
	Overall quality of the utility infrastructure	Similar	89%	78	141	45
	Overall feeling of safety	Similar	99%	3	283	99
	Overall quality of natural environment	Similar	84%	104	283	63
	Overall quality of parks and recreation opportunities	Similar	80%	44	142	69
	Overall health and wellness opportunities	Similar	78%	106	283	62
	Overall opportunities for education, culture, and the arts	Similar	74%	153	283	46
	Residents' connection and engagement with their community	Similar	76%	140	283	50
In general, how many times do you:	Access the internet from your home	Similar	94%	77	142	46
	Access the internet from your cell phone	Similar	94%	64	142	55

In general, how many times do you:	Visit social media sites	Similar	86%	9	141	94
	Use or check email	Similar	93%	132	142	7
	Share your opinions online	Similar	31%	65	142	54
	Shop online	Similar	50%	103	142	28
	Please rate your overall health.	Similar	64%	105	289	64
	What impact, if any, do you think the economy will have on your family income in the next 6 months? Do you think the impact will be:	Lower	19%	258	292	11

Custom benchmark tables

This table contains the comparisons of American Canyon’s results to those from other communities with population 15,000 to 35,000. The first column shows the comparison of American Canyon’s rating to the benchmark. American Canyon’s results are noted as being “higher”, “lower” or “similar” to the benchmark, meaning that the average rating given by American Canyon residents is statistically similar to or different than the benchmark. The second column is American Canyon’s “percent positive.” Most commonly, the percent positive is the combination of the top two most positive response options (i.e., excellent/good). The third column is the rank assigned to American Canyon’s rating among communities where a similar question was asked. The fourth column is the number of communities that asked a similar question. The fifth column shows the percentile for American Canyon’s result -- that is what percent of surveyed communities had a lower rating than American Canyon.

			% positive	Rank	Number of communities	Percentile
Please rate each of the following aspects of quality of life in American Canyon.	American Canyon as a place to live	Similar	83%	69	99	31
	Your neighborhood as a place to live	Similar	79%	60	84	29
	American Canyon as a place to raise children	Similar	80%	61	97	38
	American Canyon as a place to work	Lower	35%	84	91	8
	American Canyon as a place to visit	Lower	43%	76	84	10
	American Canyon as a place to retire	Similar	60%	66	96	32
	The overall quality of life	Similar	77%	81	110	26
	Sense of community	Similar	68%	45	87	49
Please rate each of the following characteristics as they relate to American Canyon as a whole.	Overall economic health	Similar	65%	49	81	40
	Overall quality of the transportation system	Similar	46%	26	35	28
	Overall design or layout of residential and commercial areas	Similar	48%	71	80	12
	Overall quality of the utility infrastructure	Similar	65%	26	35	28
	Overall feeling of safety	Lower	67%	85	99	15
	Overall quality of natural environment	Similar	79%	50	84	41
	Overall quality of parks and recreation opportunities	Similar	74%	23	35	37
	Overall health and wellness opportunities	Similar	62%	54	79	32
	Overall opportunities for education, culture, and the arts	Lower	46%	71	81	13
	Residents’ connection and engagement with their community	Similar	56%	24	35	34
Please indicate how likely or unlikely you are to do each of the following.	Recommend living in American Canyon to someone who asks	Similar	82%	63	84	26
	Remain in American Canyon for the next five years	Similar	80%	69	82	17

Please rate how safe or unsafe you feel:	In your neighborhood during the day	Similar	86%	84	92	9
	In American Canyon's downtown/commercial area during the day	Lower	75%	89	92	4
	From property crime	Lower	58%	34	37	10
	From violent crime	Lower	65%	36	37	5
	From fire, flood, or other natural disaster	Lower	76%	32	35	11
Please rate the job you feel the American Canyon community does at each of the following.	Making all residents feel welcome	Similar	77%	20	36	47
	Attracting people from diverse backgrounds	Higher	84%	1	36	100
	Valuing/respecting residents from diverse backgrounds	Higher	85%	3	35	94
	Taking care of vulnerable residents	Similar	73%	13	35	65
Please rate each of the following in the American Canyon community.	Overall quality of business and service establishments	Similar	55%	67	82	19
	Variety of business and service establishments	Lower	37%	29	35	20
	Vibrancy of downtown/commercial area	Lower	26%	72	78	8
	Employment opportunities	Lower	21%	76	89	15
	Shopping opportunities	Lower	22%	74	88	17
	Cost of living	Similar	28%	66	81	19
	Overall image or reputation	Similar	61%	75	95	22
Please also rate each of the following in the American Canyon community.	Traffic flow on major streets	Much lower	20%	91	93	3
	Ease of public parking	Similar	63%	37	74	51
	Ease of travel by car	Lower	51%	80	86	8
	Ease of travel by public transportation	Similar	44%	36	68	48
	Ease of travel by bicycle	Similar	54%	55	87	37
	Ease of walking	Lower	54%	71	86	18
	Well-planned residential growth	Similar	42%	28	36	25
	Well-planned commercial growth	Similar	27%	29	36	22
	Well-designed neighborhoods	Similar	54%	24	36	36
	Preservation of the historical or cultural character of the community	Lower	49%	30	35	17
	Public places where people want to spend time	Lower	40%	71	80	12
	Variety of housing options	Similar	40%	62	84	27

Please also rate each of the following in the American Canyon community.	Availability of affordable quality housing	Similar	26%	66	88	26
	Overall quality of new development	Similar	51%	67	90	26
	Overall appearance	Lower	51%	88	98	11
	Cleanliness	Similar	68%	67	90	26
	Water resources	Lower	44%	24	30	23
	Air quality	Similar	74%	62	75	18
	Availability of paths and walking trails	Similar	75%	39	88	56
	Fitness opportunities	Similar	69%	50	78	37
	Recreational opportunities	Similar	52%	74	88	17
	Availability of affordable quality food	Lower	42%	78	79	2
	Availability of affordable quality health care	Lower	42%	72	80	11
	Availability of preventive health services	Lower	43%	72	78	8
	Availability of affordable quality mental health care	Lower	29%	69	77	11
	Opportunities to attend cultural/arts/music activities	Lower	25%	83	89	7
	Community support for the arts	Lower	36%	28	35	22
	Availability of affordable quality childcare/preschool	Similar	42%	63	81	23
	K-12 education	Similar	66%	54	83	36
	Adult educational opportunities	Lower	37%	69	78	12
	Sense of civic/community pride	Similar	54%	26	35	28
	Neighborliness of residents	Similar	61%	67	81	17
	Opportunities to participate in social events and activities	Lower	43%	72	82	13
	Opportunities to attend special events and festivals	Lower	49%	76	83	9
	Opportunities to volunteer	Similar	60%	75	81	8
	Opportunities to participate in community matters	Similar	53%	73	82	12
	Openness and acceptance of the community toward people of diverse backgrounds	Similar	69%	25	85	71
	Please indicate whether or not you have done each of the following in the last 12 months.	Contacted the City of American Canyon for help or information	Similar	40%	74	90
Contacted American Canyon elected officials to express your opinion		Similar	15%	51	79	36
Attended a local public meeting		Similar	11%	75	80	7

Please indicate whether or not you have done each of the following in the last 12 months.	Watched a local public meeting	Higher	36%	5	72	94
	Volunteered your time to some group/activity	Similar	27%	61	81	25
	Campaigned or advocated for a local issue, cause, or candidate	Similar	20%	36	77	54
	Voted in your most recent local election	Similar	79%	18	37	54
	Used public transportation instead of driving	Similar	15%	30	64	54
	Carpooled with other adults or children instead of driving alone	Similar	41%	30	79	63
	Walked or biked instead of driving	Similar	66%	25	79	69
Please rate the quality of each of the following services in American Canyon.	Public information services	Similar	74%	45	85	47
	Economic development	Similar	45%	64	85	25
	Traffic enforcement	Lower	47%	92	97	6
	Traffic signal timing	Lower	34%	79	80	2
	Street repair	Similar	35%	80	100	21
	Street cleaning	Similar	65%	63	89	30
	Street lighting	Similar	64%	64	98	35
	Sidewalk maintenance	Similar	59%	58	93	38
	Bus or transit services	Similar	55%	40	71	45
	Land use, planning and zoning	Similar	34%	74	85	14
	Code enforcement	Similar	41%	76	98	23
	Affordable high-speed internet access	Similar	52%	20	34	44
	Garbage collection	Similar	82%	78	93	17
	Drinking water	Similar	66%	62	88	30
	Sewer services	Similar	76%	70	87	20
	Storm water management	Similar	73%	59	97	40
	Power (electric and/or gas) utility	Lower	63%	66	71	8
	Utility billing	Lower	54%	70	73	5
	Police services	Similar	75%	66	105	38
	Crime prevention	Similar	65%	69	97	29
Animal control	Similar	63%	56	89	38	

Please rate the quality of each of the following services in American Canyon.	Ambulance or emergency medical services	Similar	83%	74	89	17
	Fire services	Similar	91%	45	91	51
	Fire prevention and education	Similar	78%	51	83	39
	Emergency preparedness	Similar	63%	53	85	38
	Preservation of natural areas	Similar	70%	29	80	65
	American Canyon open space	Similar	74%	18	75	77
	Recycling	Similar	76%	67	93	29
	Yard waste pick-up	Similar	80%	43	82	48
	City parks	Similar	69%	73	89	19
	Recreation programs or classes	Similar	65%	69	89	23
	Recreation centers or facilities	Similar	70%	58	82	30
	Health services	Lower	55%	65	75	14
	Public library services	Lower	79%	82	88	7
	Overall customer service by American Canyon employees	Similar	77%	73	98	26
Please rate the following categories of American Canyon government performance.	The value of services for the taxes paid to American Canyon	Similar	53%	62	96	35
	The overall direction that American Canyon is taking	Similar	52%	73	89	19
	The job American Canyon government does at welcoming resident involvement	Similar	60%	34	90	62
	Overall confidence in American Canyon government	Similar	53%	48	82	42
	Generally acting in the best interest of the community	Similar	55%	51	83	39
	Being honest	Similar	55%	55	81	33
	Being open and transparent to the public	Similar	54%	23	35	37
	Informing residents about issues facing the community	Similar	54%	25	37	35
	Treating all residents fairly	Similar	66%	45	82	46
	Treating residents with respect	Similar	67%	24	35	34
Overall, how would you rate the quality of the services provided by each ..	The City of American Canyon	Similar	68%	80	99	20
	The Federal Government	Similar	40%	49	76	36
Please rate how important, if at all, you think it is for the American Canyon community to focus on each of the following in the coming two years.	Overall economic health	Similar	93%	29	78	64
	Overall quality of the transportation system	Similar	85%	6	35	85




























Please rate how important, if at all, you think it is for the American Canyon community to focus on each of the following in the coming two years.	Overall design or layout of residential and commercial areas	Similar	87%	3	78	97
	Overall quality of the utility infrastructure	Similar	89%	17	35	54
	Overall feeling of safety	Similar	99%	2	78	98
	Overall quality of natural environment	Similar	84%	24	78	70
	Overall quality of parks and recreation opportunities	Similar	80%	11	35	71
	Overall health and wellness opportunities	Similar	78%	26	78	67
	Overall opportunities for education, culture, and the arts	Similar	74%	48	78	39
	Residents' connection and engagement with their community	Similar	76%	47	78	41
In general, how many times do you:	Access the internet from your home	Similar	94%	17	35	54
	Access the internet from your cell phone	Similar	94%	9	35	77
	Visit social media sites	Similar	86%	3	35	94
	Use or check email	Similar	93%	31	35	14
	Share your opinions online	Similar	31%	12	35	68
	Shop online	Similar	50%	26	35	28
	Please rate your overall health.	Similar	64%	28	79	65
What impact, if any, do you think the economy will have on your family income in the next 6 months? Do you think the impact will be:	Lower	19%	62	79	22	

































Complete set of frequencies















This dashboard contains a complete set of responses to each question on the survey. By default, "Don't know" responses are excluded, but may be added to the table using the response filter to the right. When a table for a question that only permitted a single response does not total to exactly 100%, it is due to the common practice of percentages being rounded to the nearest whole number.

Please rate each of the following aspects of quality of life in American Canyon.	Question	Response	Frequency	
			Count	Percentage
American Canyon as a place to live	American Canyon as a place to live	Excellent	10	33%
		Good	16	50%
		Fair	4	14%
		Poor	1	2%
Your neighborhood as a place to live	Your neighborhood as a place to live	Excellent	10	31%
		Good	16	48%
		Fair	6	19%
		Poor	1	2%
American Canyon as a place to raise children	American Canyon as a place to raise children	Excellent	13	39%
		Good	14	40%
		Fair	6	17%
		Poor	1	4%
American Canyon as a place to work	American Canyon as a place to work	Excellent	4	12%
		Good	8	24%
		Fair	13	40%
		Poor	9	24%
American Canyon as a place to visit	American Canyon as a place to visit	Excellent	4	11%
		Good	10	31%
		Fair	11	32%
		Poor	8	25%
American Canyon as a place to retire	American Canyon as a place to retire	Excellent	9	26%
		Good	12	34%
		Fair	8	24%
		Poor	5	16%
The overall quality of life	The overall quality of life	Excellent	7	21%
		Good	18	55%
		Fair	7	21%
		Poor	1	2%
Sense of community	Sense of community	Excellent	6	19%

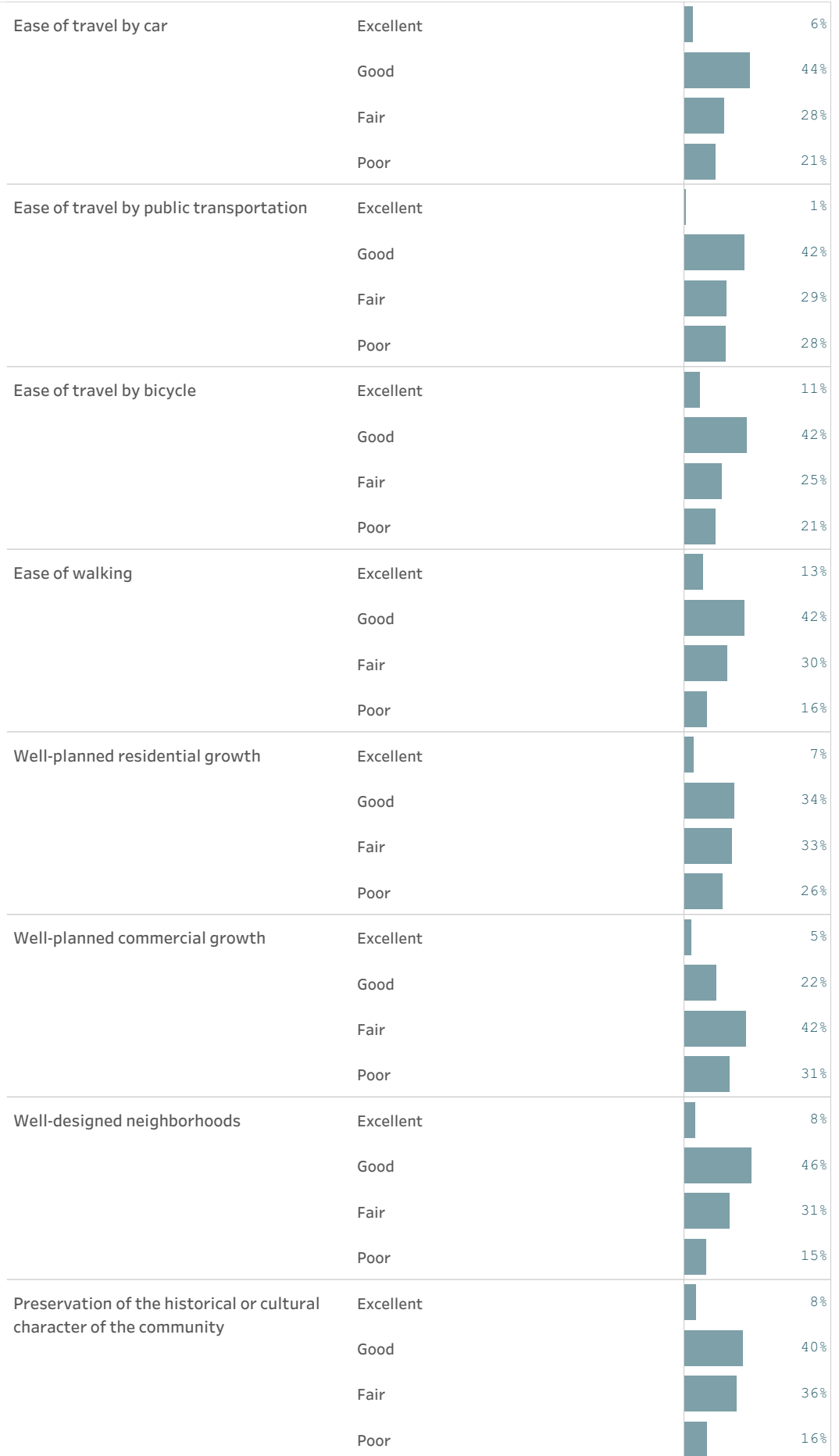
Please rate each of the following aspects of quality of life in American Canyon.	Sense of community	Good		49%
		Fair		24%
		Poor		7%
Please rate each of the following characteristics as they relate to American Canyon as a whole.	Overall economic health	Excellent		8%
		Good		57%
		Fair		31%
		Poor		4%
Overall quality of the transportation system	Excellent		10%	
	Good		36%	
	Fair		36%	
	Poor		18%	
Overall design or layout of residential and commercial areas	Excellent		10%	
	Good		38%	
	Fair		37%	
	Poor		15%	
Overall quality of the utility infrastructure	Excellent		13%	
	Good		52%	
	Fair		27%	
	Poor		8%	
Overall feeling of safety	Excellent		17%	
	Good		49%	
	Fair		26%	
	Poor		7%	
Overall quality of natural environment	Excellent		27%	
	Good		52%	
	Fair		17%	
	Poor		4%	
Overall quality of parks and recreation opportunities	Excellent		30%	
	Good		45%	
	Fair		25%	
	Poor		1%	
Overall health and wellness opportunities	Excellent		15%	

Please rate each of the following characteristics as they relate to American Canyon as a whole.	Overall health and wellness opportunities	Good		47%
		Fair		32%
		Poor		6%
	Overall opportunities for education, culture, and the arts	Excellent		7%
		Good		39%
		Fair		39%
		Poor		15%
	Residents' connection and engagement with their community	Excellent		10%
		Good		45%
Fair			35%	
Poor			10%	
Please indicate how likely or unlikely you are to do each of the following.	Recommend living in American Canyon to someone who asks	Very likely		43%
		Somewhat likely		40%
		Somewhat unlikely		8%
		Very unlikely		9%
	Remain in American Canyon for the next five years	Very likely		61%
		Somewhat likely		19%
		Somewhat unlikely		7%
		Very unlikely		13%
Please rate how safe or unsafe you feel:	In your neighborhood during the day	Very safe		57%
		Somewhat safe		29%
		Neither safe nor unsafe		10%
		Somewhat unsafe		3%
		Very unsafe		0%
	In American Canyon's downtown/commercial area during the day	Very safe		36%
		Somewhat safe		39%
		Neither safe nor unsafe		16%
		Somewhat unsafe		8%
		Very unsafe		2%
	From property crime	Very safe		22%
		Somewhat safe		36%
Neither safe nor unsafe			17%	

Please rate how safe or unsafe you feel:	From property crime	Somewhat unsafe		18%
		Very unsafe		8%
	From violent crime	Very safe		35%
		Somewhat safe		30%
		Neither safe nor unsafe		16%
		Somewhat unsafe		13%
		Very unsafe		7%
	From fire, flood, or other natural disaster	Very safe		25%
		Somewhat safe		51%
		Neither safe nor unsafe		11%
Somewhat unsafe			8%	
Very unsafe			5%	
Please rate the job you feel the American Canyon community does at each of the following.	Making all residents feel welcome	Excellent		18%
		Good		59%
		Fair		18%
		Poor		5%
	Attracting people from diverse backgrounds	Excellent		27%
		Good		57%
		Fair		10%
		Poor		6%
	Valuing/respecting residents from diverse backgrounds	Excellent		24%
		Good		61%
		Fair		11%
		Poor		4%
	Taking care of vulnerable residents	Excellent		16%
		Good		56%
		Fair		21%
		Poor		7%
Please rate each of the following in the American Canyon community.	Overall quality of business and service establishments	Excellent		5%
		Good		49%
		Fair		33%
		Poor		13%

Please rate each of the following in the American Canyon community.	Variety of business and service establishments	Excellent		3%
		Good		34%
		Fair		36%
		Poor		26%
	Vibrancy of downtown/commercial area	Excellent		3%
		Good		22%
		Fair		34%
		Poor		41%
	Employment opportunities	Excellent		3%
		Good		18%
		Fair		45%
		Poor		34%
	Shopping opportunities	Excellent		4%
		Good		18%
		Fair		40%
		Poor		38%
	Cost of living	Excellent		2%
		Good		26%
		Fair		45%
		Poor		27%
	Overall image or reputation	Excellent		10%
		Good		51%
		Fair		30%
		Poor		10%
Please also rate each of the following in the American Canyon community.	Traffic flow on major streets	Excellent		2%
		Good		17%
		Fair		30%
		Poor		50%
	Ease of public parking	Excellent		14%
		Good		48%
		Fair		30%
		Poor		8%

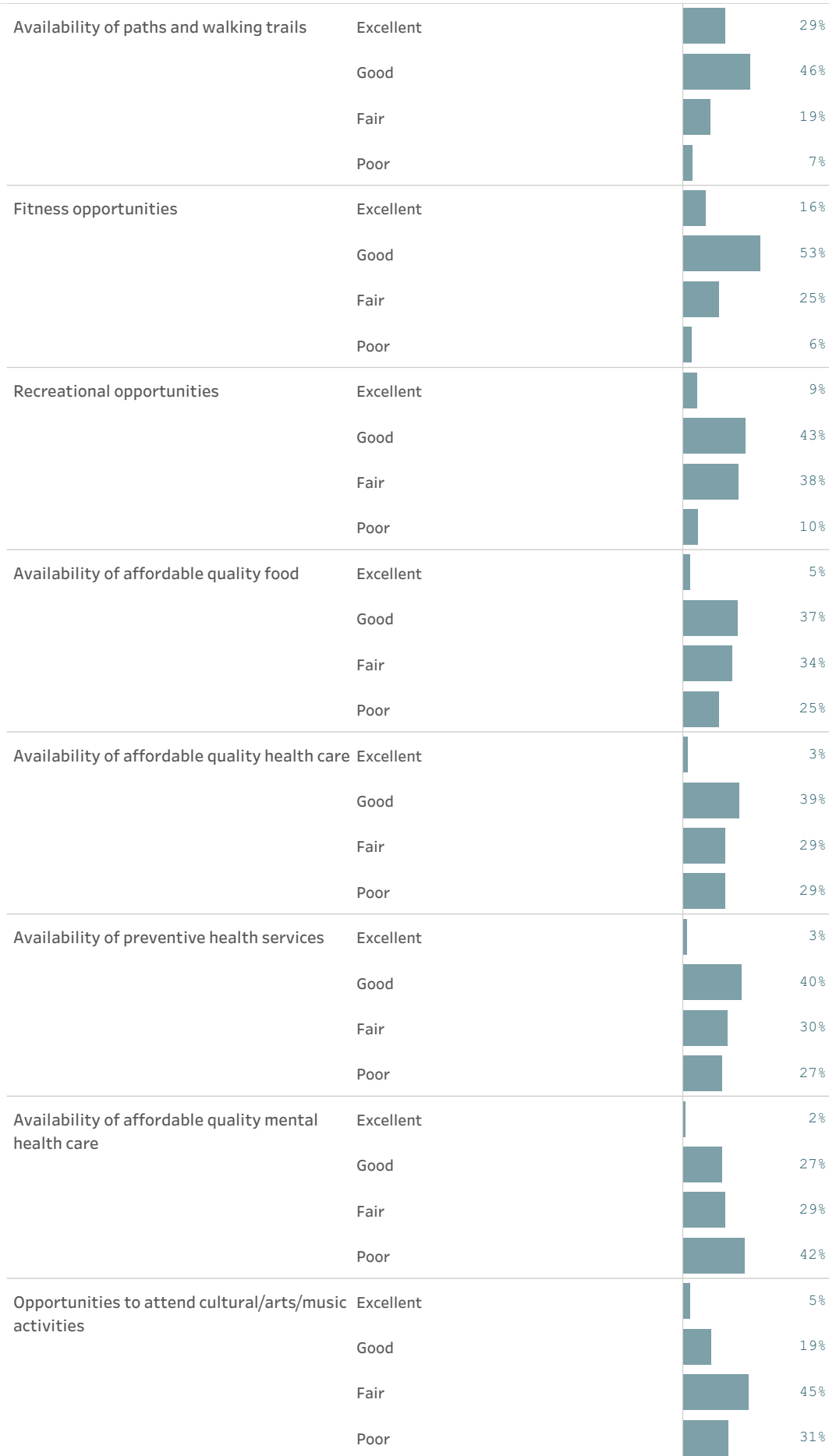
Please also rate each of the following in the American Canyon community.



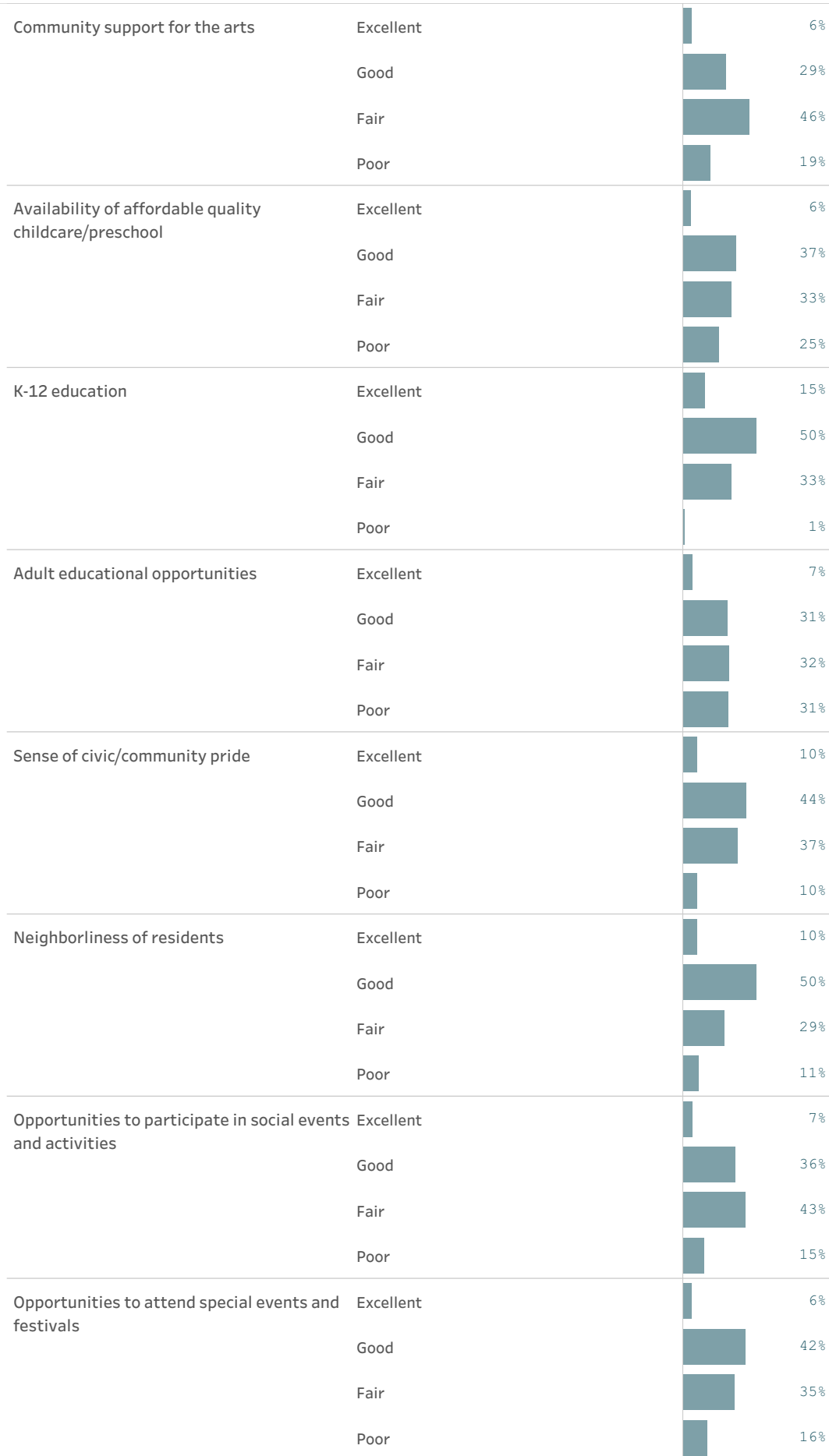
Please also rate each of the following in the American Canyon community.



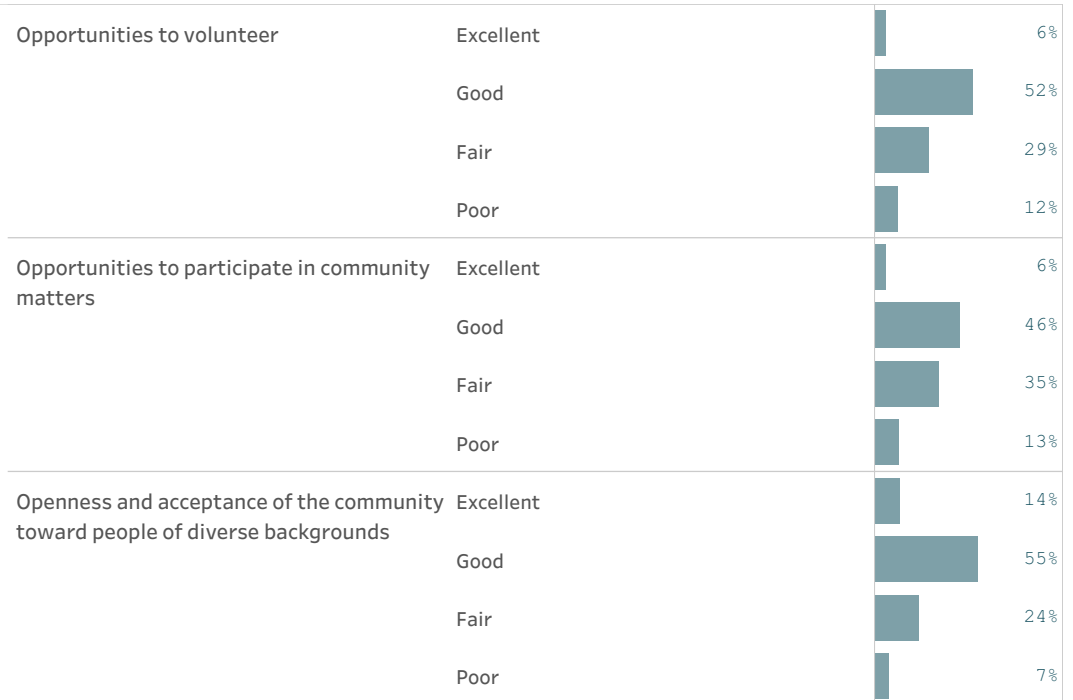
Please also rate each of the following in the American Canyon community.



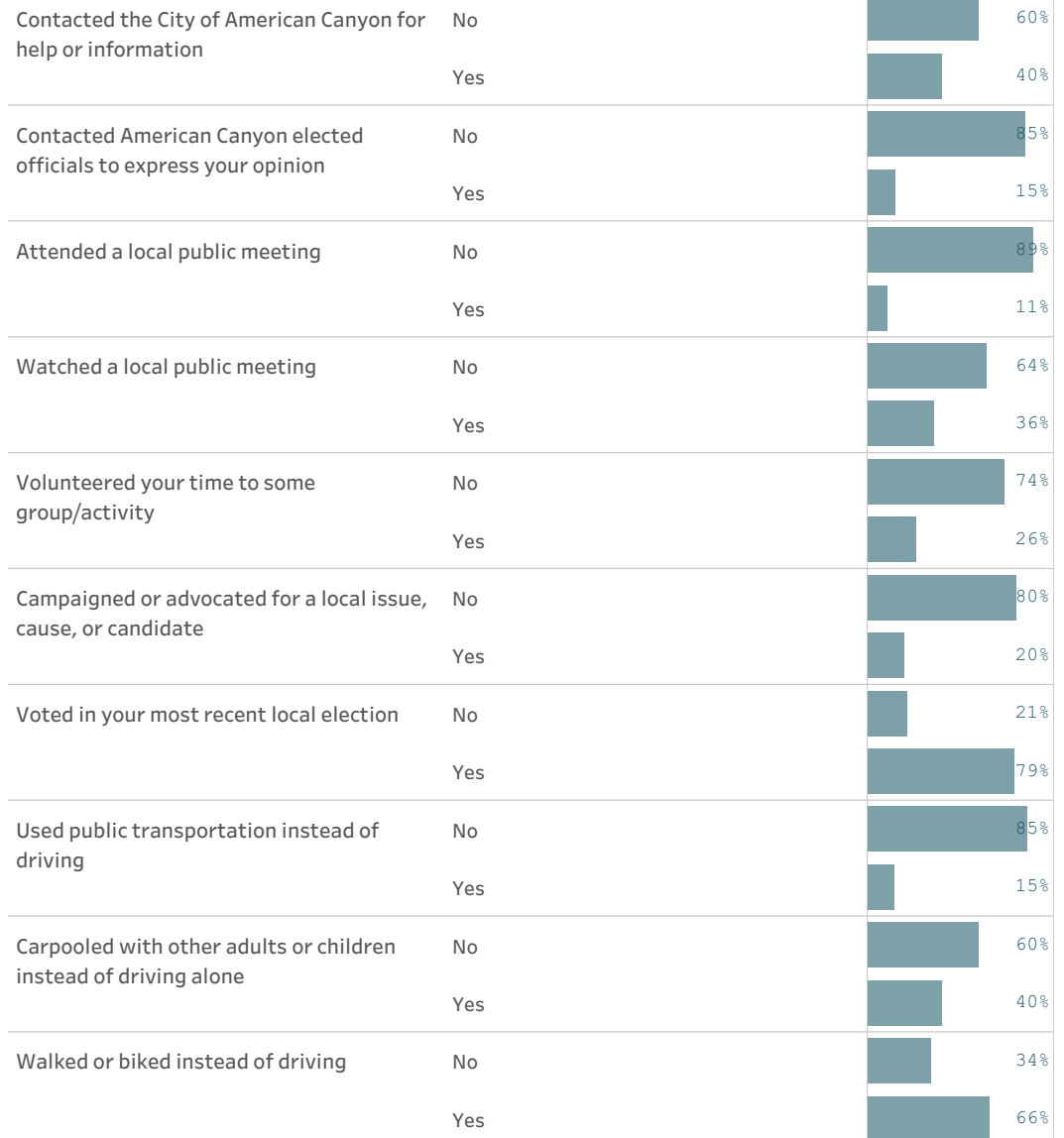
Please also rate each of the following in the American Canyon community.



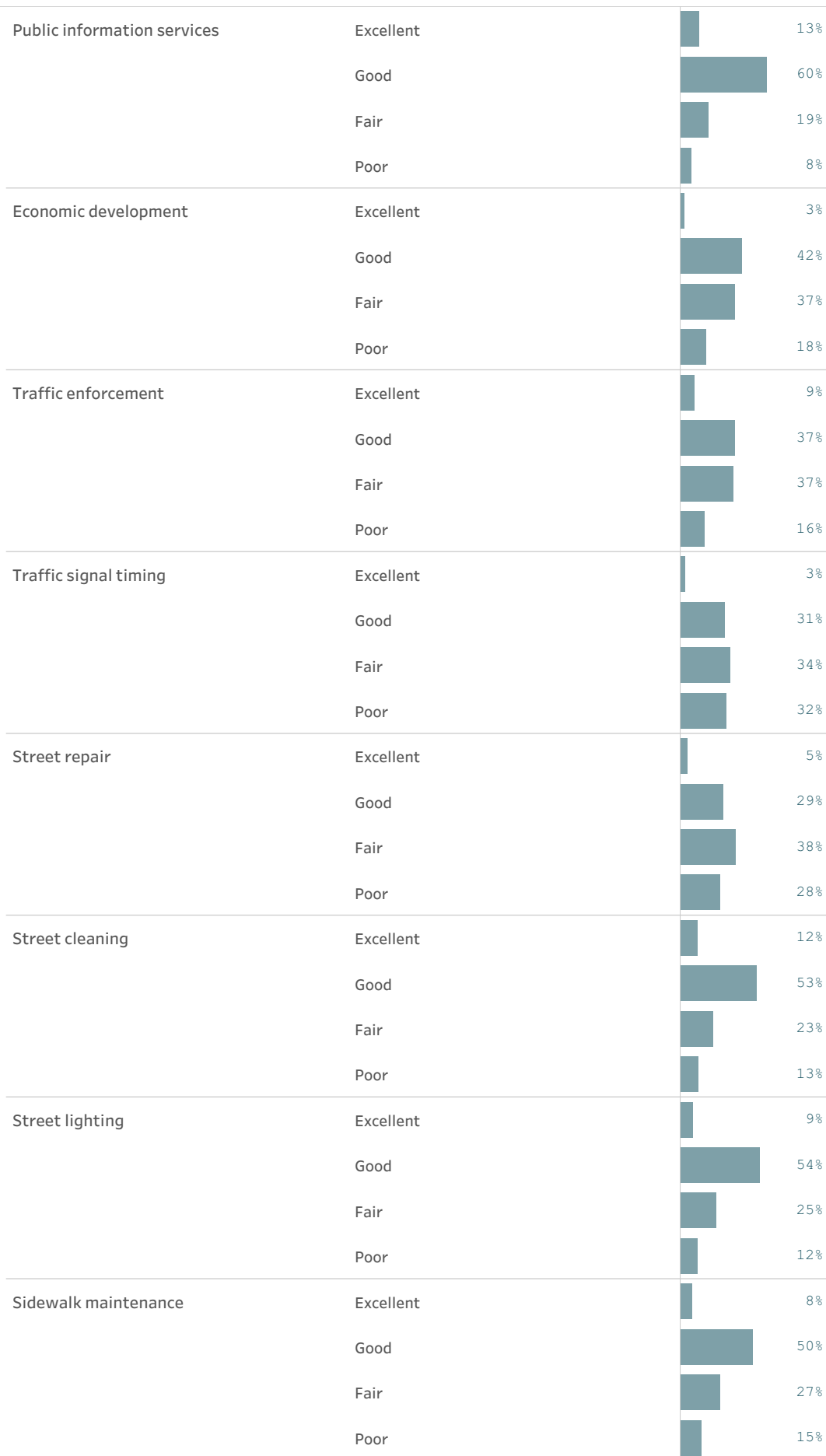
Please also rate each of the following in the American Canyon community.



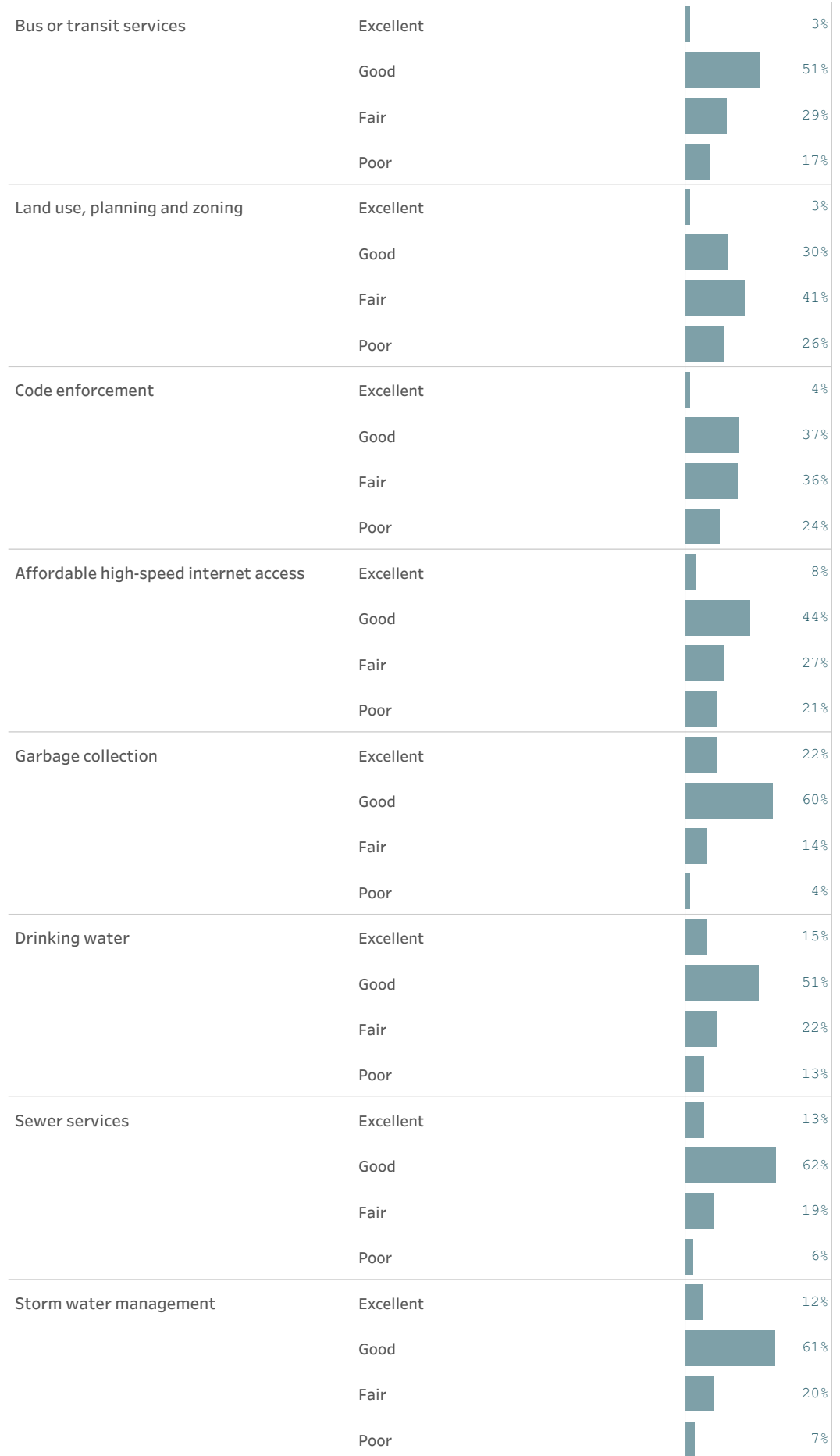
Please indicate whether or not you have done each of the following in the last 12 months.



































Please rate the quality of each of the following services in American Canyon.



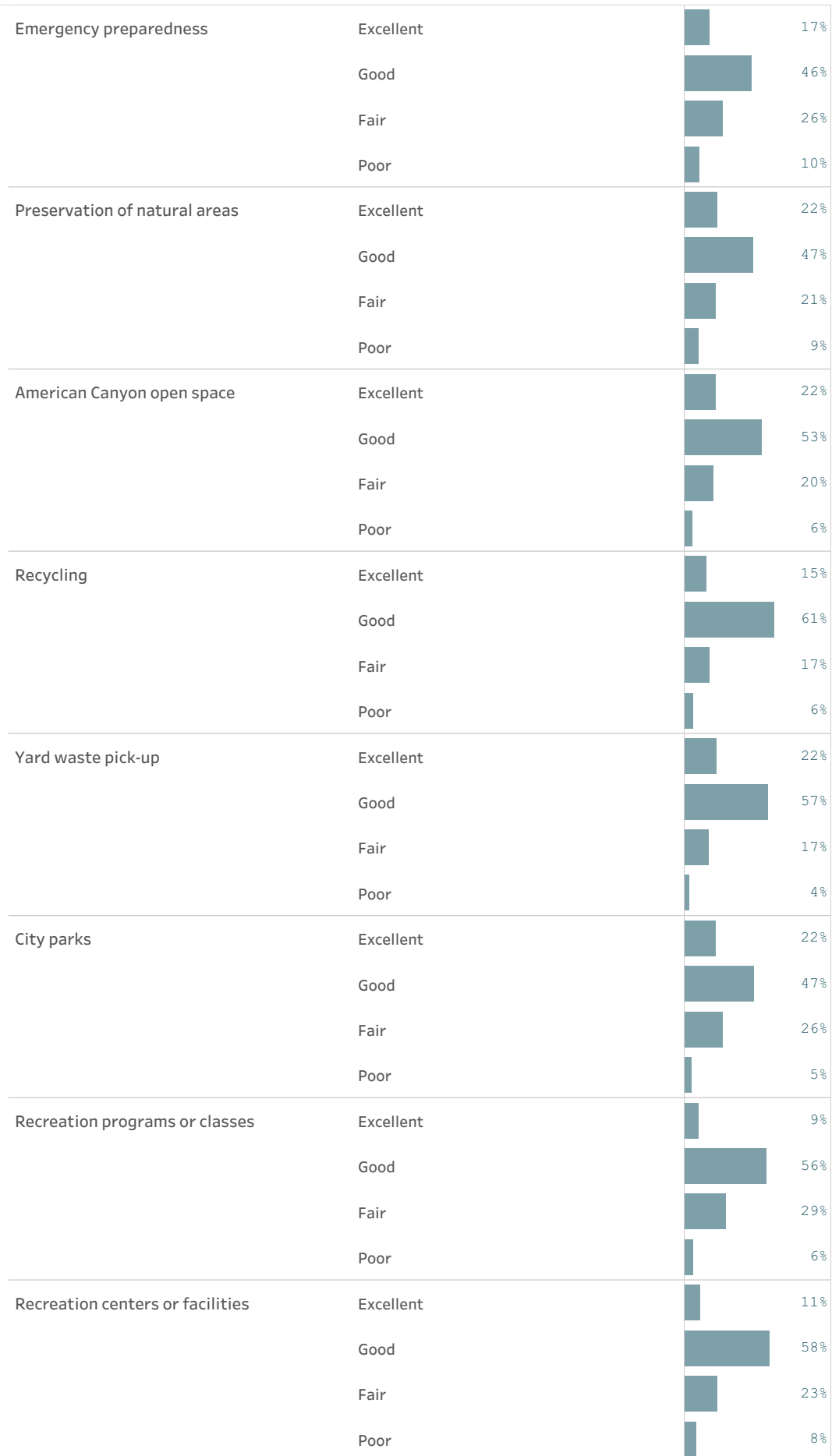
Please rate the quality of each of the following services in American Canyon.



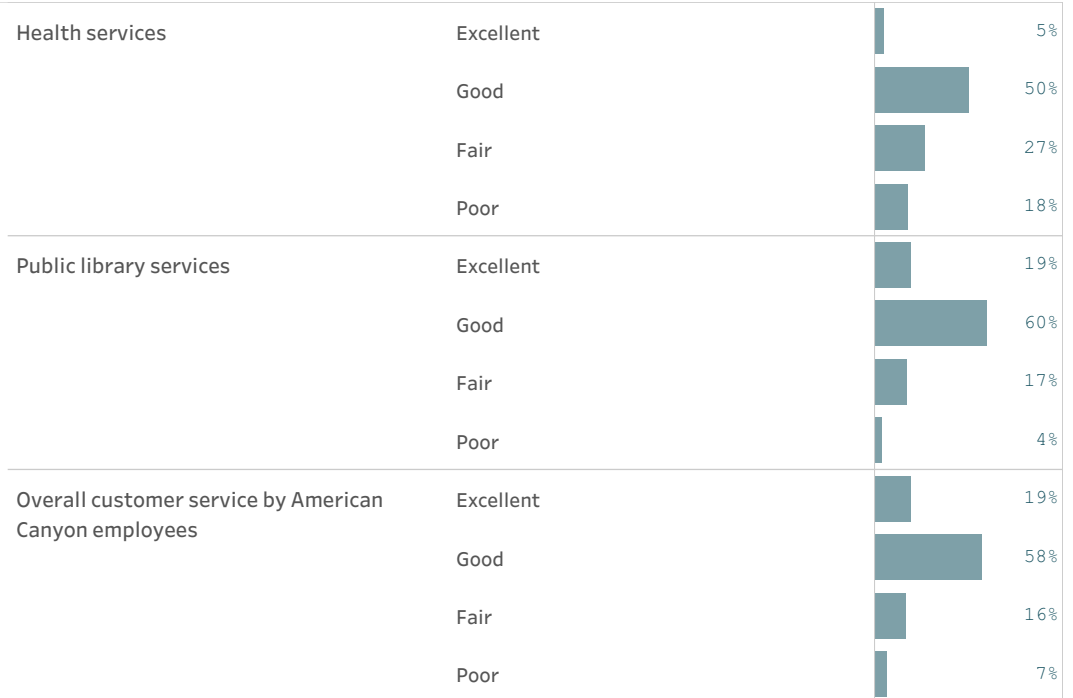
Please rate the quality of each of the following services in American Canyon.

Power (electric and/or gas) utility	Excellent		14%
	Good		49%
	Fair		29%
	Poor		8%
Utility billing	Excellent		10%
	Good		45%
	Fair		34%
	Poor		12%
Police services	Excellent		40%
	Good		35%
	Fair		22%
	Poor		4%
Crime prevention	Excellent		22%
	Good		43%
	Fair		27%
	Poor		8%
Animal control	Excellent		12%
	Good		51%
	Fair		28%
	Poor		9%
Ambulance or emergency medical services	Excellent		31%
	Good		52%
	Fair		16%
	Poor		1%
Fire services	Excellent		47%
	Good		44%
	Fair		9%
	Poor		0%
Fire prevention and education	Excellent		30%
	Good		48%
	Fair		18%
	Poor		4%

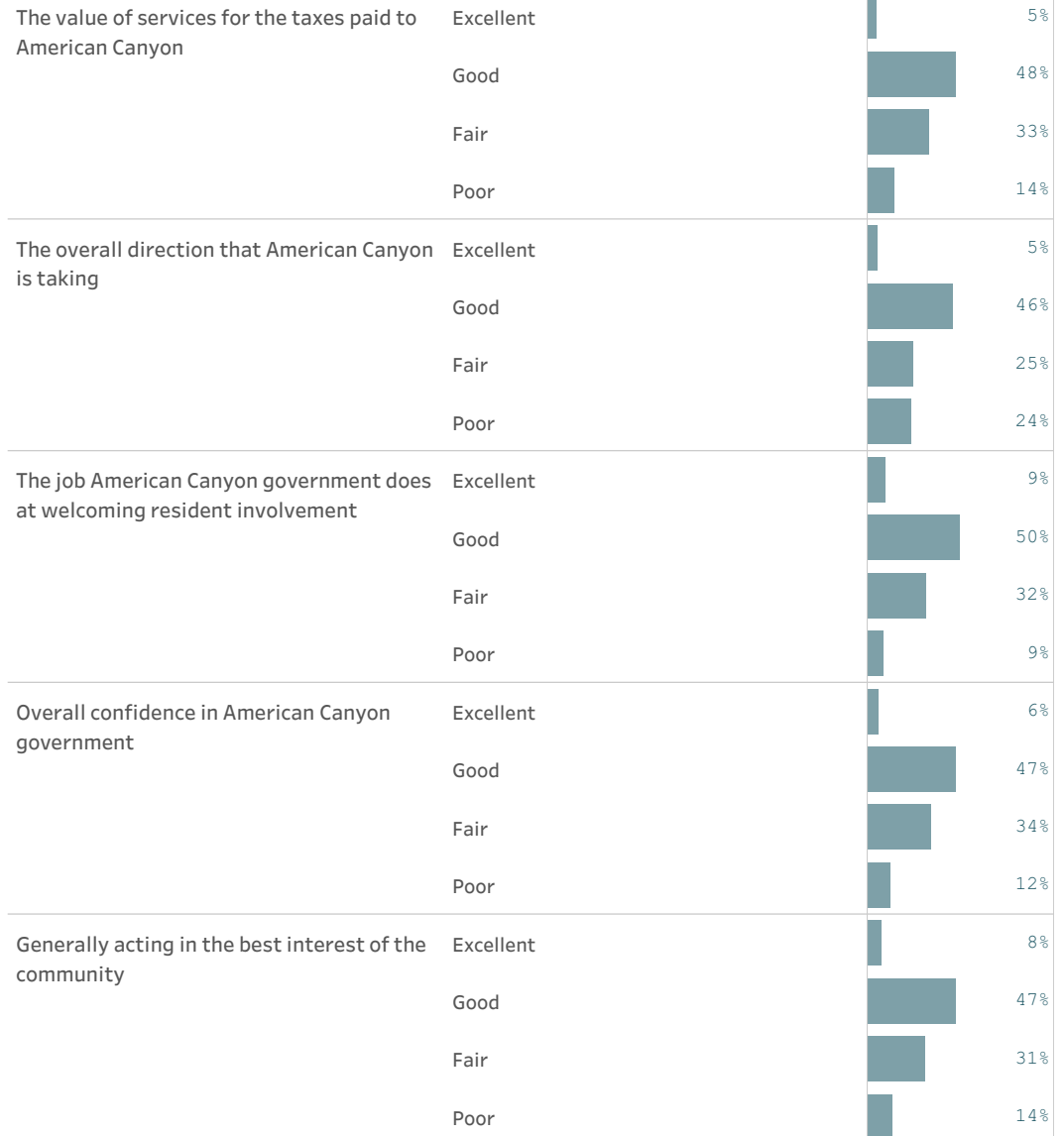
Please rate the quality of each of the following services in American Canyon.



































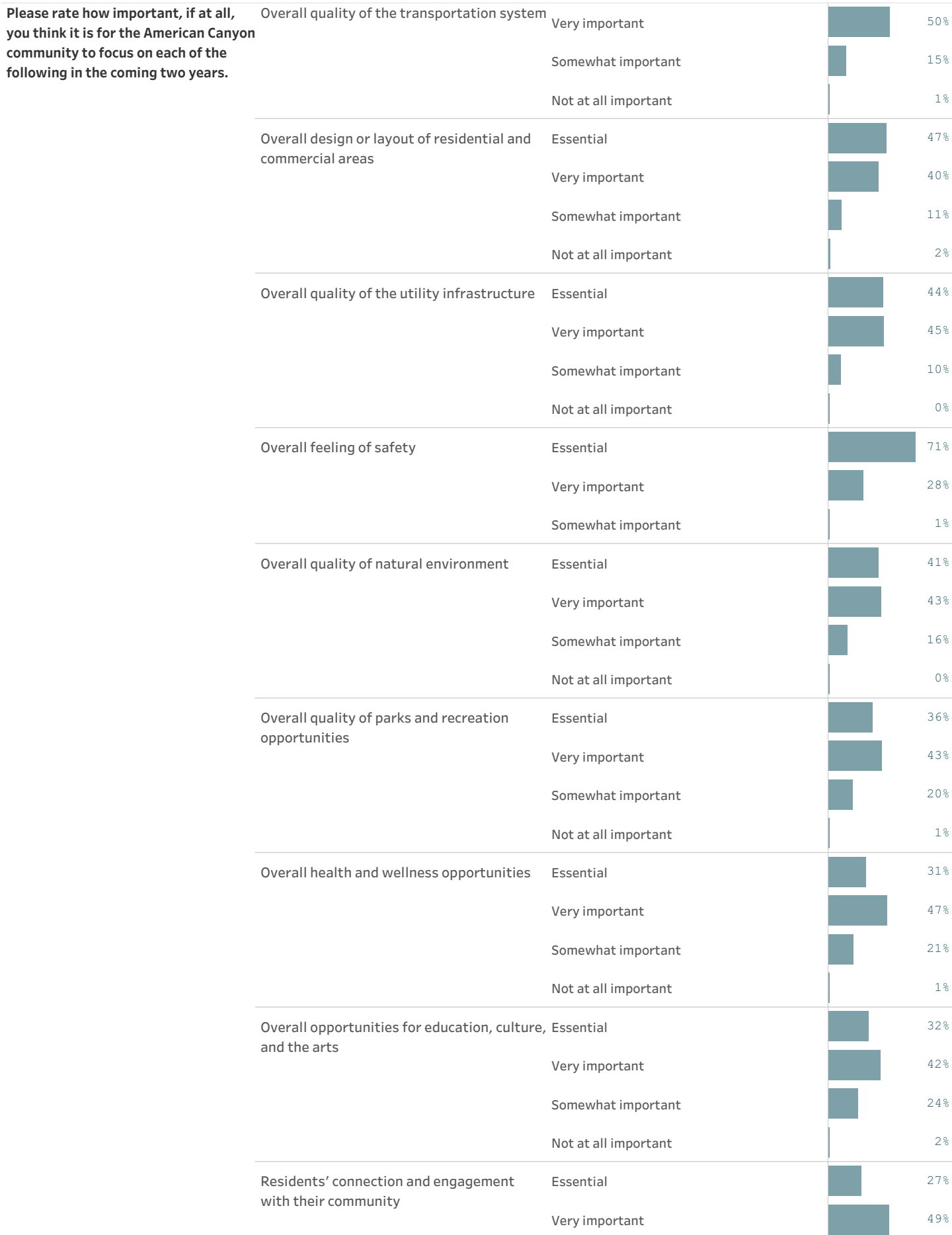
Please rate the quality of each of the following services in American Canyon.



Please rate the following categories of American Canyon government performance.



































































Please rate the following categories of American Canyon government performance.	Being honest	Excellent		7%
		Good		48%
		Fair		33%
		Poor		12%
	Being open and transparent to the public	Excellent		6%
		Good		47%
		Fair		35%
		Poor		12%
	Informing residents about issues facing the community	Excellent		9%
		Good		45%
		Fair		28%
		Poor		18%
	Treating all residents fairly	Excellent		10%
		Good		56%
		Fair		23%
		Poor		12%
Treating residents with respect	Excellent		11%	
	Good		56%	
	Fair		24%	
	Poor		9%	
Overall, how would you rate the quality of the services provided by each of the following?	The City of American Canyon	Excellent		14%
		Good		54%
		Fair		27%
		Poor		6%
	The Federal Government	Excellent		3%
		Good		36%
		Fair		36%
		Poor		24%
Please rate how important, if at all, you think it is for the American Canyon community to focus on each of the following in the coming two years.	Overall economic health	Essential		47%
		Very important		46%
		Somewhat important		7%
	Overall quality of the transportation system	Essential		35%


























Please rate how important, if at all, you think it is for the American Canyon community to focus on each of the following in the coming two years.	Residents' connection and engagement with their community	Somewhat important		21%
		Not at all important		3%
Please rate how much of a problem, if at all, the following are for your household CURRENTLY.	Household member(s) have COVID-19 or COVID-like symptoms	Major problem		6%
		Moderate problem		14%
		Minor problem		8%
		Not a problem		73%
Access to medical services		Major problem		4%
		Moderate problem		6%
		Minor problem		16%
		Not a problem		74%
Access to tests and wait times for results		Major problem		7%
		Moderate problem		9%
		Minor problem		20%
		Not a problem		64%
Feeling nervous, anxious or on edge, not being able to stop or control worrying		Major problem		4%
		Moderate problem		10%
		Minor problem		30%
		Not a problem		56%
Having little interest or pleasure in doing things		Major problem		5%
		Moderate problem		5%
		Minor problem		22%
		Not a problem		69%
Feeling lonely or isolated		Major problem		6%
		Moderate problem		6%
		Minor problem		22%
		Not a problem		66%
Not knowing when pandemic will end/not feeling in control		Major problem		11%
		Moderate problem		15%
		Minor problem		26%
		Not a problem		47%
Reduced household income		Major problem		16%
		Moderate problem		12%

Please rate how much of a problem, if at all, the following are for your household CURRENTLY.				
Reduced household income	Minor problem		26%	
	Not a problem		47%	
Making rent or mortgage payments	Major problem		14%	
	Moderate problem		10%	
	Minor problem		13%	
	Not a problem		63%	
Lack of childcare/supervision	Major problem		7%	
	Moderate problem		7%	
	Minor problem		13%	
	Not a problem		72%	
Loss of job(s), or fear of losing job	Major problem		14%	
	Moderate problem		8%	
	Minor problem		13%	
	Not a problem		65%	
How would you rate your local City's response to COVID-19 in the following categories?	Generally acting in the best interest of the community	Excellent		16%
		Good		49%
		Fair		19%
		Poor		8%
		Don't Know		9%
Being open and transparent to the public	Excellent		18%	
	Good		44%	
	Fair		20%	
	Poor		8%	
	Don't Know		11%	
Informing residents about COVID-19 related issues facing the community	Excellent		17%	
	Good		42%	
	Fair		22%	
	Poor		11%	
	Don't Know		7%	
Overall confidence in our local government's COVID-19 response	Excellent		15%	
	Good		47%	
	Fair		19%	

How would you rate your local City's response to COVID-19 in the following categories?	Overall confidence in our local government's COVID-19 response	Poor		11%
		Don't Know		8%
In general, how many times do you:	Access the internet from your home	Several times a day		83%
		Once a day		4%
		A few times a week		7%
		Every few weeks		0%
		Less often or never		5%
		Access the internet from your cell phone	Several times a day	
Once a day			4%	
A few times a week			3%	
Every few weeks			0%	
Less often or never			6%	
Visit social media sites	Several times a day		58%	
	Once a day		15%	
	A few times a week		13%	
	Every few weeks		3%	
	Less often or never		11%	
Use or check email	Several times a day		74%	
	Once a day		14%	
	A few times a week		4%	
	Every few weeks		2%	
	Less often or never		5%	
Share your opinions online	Several times a day		14%	
	Once a day		3%	
	A few times a week		13%	
	Every few weeks		11%	
	Less often or never		58%	
Shop online	Several times a day		19%	
	Once a day		2%	
	A few times a week		28%	
	Every few weeks		35%	
	Less often or never		15%	

Please rate your overall health.	Excellent		26%	
	Very good		38%	
	Good		29%	
	Fair		6%	
	Poor		1%	
What impact, if any, do you think the economy will have on your family income in the next 6 months? Do you think the impact will be:	Very positive		5%	
	Somewhat positive		14%	
	Neutral		45%	
	Somewhat negative		23%	
	Very negative		14%	
How many years have you lived in American Canyon?	Less than 2 years		15%	
	2-5 years		12%	
	6-10 years		15%	
	11-20 years		34%	
	More than 20 years		23%	
Which best describes the building you live in?	One family house detached from any other houses		68%	
	Building with two or more homes (duplex, townhome, apartment or condominium)		19%	
	Mobile home		10%	
	Other		3%	
Do you rent or own your home?	Rent		23%	
	Own		77%	
About how much is your monthly housing cost for the place you live (including rent, mortgage payment, property tax, property insurance, and homeowners' association (HOA) fees)?	About how much is your monthly housing cost for the place you live (including rent, mortgage payment, property tax, property insurance and homeowners' association (HOA) fees)?	Less than \$500		3%
		\$500 to \$999		12%
		\$1,000 to \$1,499		9%
		\$1,500 to \$1,999		13%
		\$2,000 to \$2,499		18%
		\$2,500 to \$2,999		18%
		\$3,000 to \$3,499		12%
		\$3,500 or more		15%
	Do any children 17 or under live in your household?	No		49%
Yes			51%	
Are you or any other members of your household aged 65 or older?	No		63%	

	Are you or any other members of your household aged 65 or older?	Yes		37%
	How much do you anticipate your household's total income before taxes will be for the current year? (Please include in your total income money from all sources for all persons living in your household.)	Less than \$25,000		9%
		\$25,000 to \$49,999		9%
		\$50,000 to \$74,999		23%
		\$75,000 to \$99,999		12%
		\$100,000 to \$149,999		17%
		\$150,000 or more		31%
Are you Spanish, Hispanic, or Latino?	Are you Spanish, Hispanic or Latino?	No, not Spanish, Hispanic, or Latino		75%
		Yes, I consider myself to be Spanish, Hispanic, or Latino		25%
	What is your race? (Mark one or more races to indicate what race you consider yourself to be.)	American Indian or Alaskan Native		7%
		Asian, Asian Indian, or Pacific Islander		19%
		Black or African American		8%
		Filipino American		25%
		White		43%
		Other		13%
	In which category is your age?	18-24 years		3%
		25-34 years		19%
		35-44 years		15%
		45-54 years		28%
		55-64 years		17%
		65-74 years		11%
		75 years or older		7%
	What is your gender?	Female		51%
		Male		47%
		Identify in another way		2%

Full trends

This table contains the trends over time for the City of City. The combined "percent positive" responses for each survey year are presented (e.g., excellent/good or yes). If an item was not included during an administration of the survey, no percentage will be shown in the table. If the difference between the 2015 and 2022 surveys is greater than 7 percentage points, the change is statistically significant.

It is important to note that in 2020, The NCS survey was updated to include new and refreshed items. Consequently, some of the trends may be impacted due to wording modifications that could have potentially altered the meaning of the item for the respondent.

		2015	2022
Please rate each of the following aspects of quality of life in American Canyon.	American Canyon as a place to live	88%	83%
	Your neighborhood as a place to live	86%	79%
	American Canyon as a place to raise children	86%	80%
	American Canyon as a place to work	42%	35%
	American Canyon as a place to visit	44%	43%
	American Canyon as a place to retire	66%	60%
	The overall quality of life	78%	77%
	Sense of community	65%	68%
Please rate each of the following characteristics as they relate to American Canyon as a whole.	Overall economic health	58%	65%
	Overall quality of the transportation system		46%
	Overall design or layout of residential and commercial areas	55%	48%
	Overall quality of the utility infrastructure		65%
	Overall feeling of safety	85%	67%
	Overall quality of natural environment	79%	79%

Please rate each of the following characteristics as they relate to American Canyon as a whole.	Overall quality of parks and recreation opportunities	74%
	Overall health and wellness opportunities	52% 62%
	Overall opportunities for education, culture, and the arts	58% 46%
	Residents' connection and engagement with their community	56%
Please indicate how likely or unlikely you are to do each of the following.	Recommend living in American Canyon to someone who asks	90% 82%
	Remain in American Canyon for the next five years	90% 80%
Please rate how safe or unsafe you feel:	In your neighborhood during the day	95% 86%
	In American Canyon's downtown/commercial area during the day	90% 75%
	From property crime	58%
	From violent crime	65%
	From fire, flood, or other natural disaster	76%
Please rate the job you feel the American Canyon community does at each of the following.	Making all residents feel welcome	77%
	Attracting people from diverse backgrounds	84%
	Valuing/respecting residents from diverse backgrounds	85%
	Taking care of vulnerable residents	73%
Please rate each of the following in the American Canyon community.	Overall quality of business and service establishments	40% 55%
	Variety of business and service establishments	37%
	Vibrancy of downtown/commercial area	19% 26%
	Employment opportunities	17% 21%
	Shopping opportunities	24% 22%

Please rate each of the following in the American Canyon community.	Cost of living	34% 28%
	Overall image or reputation	71% 61%
Please also rate each of the following in the American Canyon community.	Traffic flow on major streets	26% 20%
	Ease of public parking	63%
	Ease of travel by car	46% 51%
	Ease of travel by public transportation	42% 44%
	Ease of travel by bicycle	58% 54%
	Ease of walking	65% 54%
	Well-planned residential growth	42%
	Well-planned commercial growth	27%
	Well-designed neighborhoods	54%
	Preservation of the historical or cultural character of the community	49%
	Public places where people want to spend time	57% 40%
	Variety of housing options	49% 40%
	Availability of affordable quality housing	38% 26%
	Overall quality of new development	42% 51%
	Overall appearance	71% 51%
	Cleanliness	76% 68%
	Water resources	44%
	Air quality	74%

Please also rate each of the following in the American Canyon community.	Availability of paths and walking trails	71% 75%
	Fitness opportunities	67% 69%
	Recreational opportunities	58% 52%
	Availability of affordable quality food	47% 42%
	Availability of affordable quality health care	42%
	Availability of preventive health services	43%
	Availability of affordable quality mental health care	29%
	Opportunities to attend cultural/arts/music activities	28% 25%
	Community support for the arts	36%
	Availability of affordable quality childcare/preschool	52% 42%
	K-12 education	66%
	Adult educational opportunities	37%
	Sense of civic/community pride	54%
	Neighborliness of residents	60% 61%
	Opportunities to participate in social events and activities	43% 43%
	Opportunities to attend special events and festivals	59% 49%
	Opportunities to volunteer	52% 60%
	Opportunities to participate in community matters	53% 53%
Openness and acceptance of the community toward people of diverse backgrounds	71% 69%	
Please indicate whether or not you have done each of the following in the last 12 months.	Contacted the City of American Canyon for help or information	43% 40%

Please indicate whether or not you have done each of the following in the last 12 months.	Contacted American Canyon elected officials to express your opinion	14%	15%
	Attended a local public meeting	13%	11%
	Watched a local public meeting	16%	36%
	Volunteered your time to some group/activity	33%	27%
	Campaigned or advocated for a local issue, cause, or candidate	14%	20%
	Voted in your most recent local election		79%
	Used public transportation instead of driving		15%
	Carpooled with other adults or children instead of driving alone	37%	41%
	Walked or biked instead of driving	62%	66%
	Please rate the quality of each of the following services in American Canyon.	Public information services	
Economic development		46%	45%
Traffic enforcement		64%	47%
Traffic signal timing		42%	34%
Street repair		48%	35%
Street cleaning		65%	65%
Street lighting		62%	64%
Sidewalk maintenance		58%	59%
Bus or transit services		57%	55%
Land use, planning and zoning		47%	34%
Code enforcement		47%	41%

Please rate the quality of each of the following services in American Canyon.		
	Affordable high-speed internet access	52%
	Garbage collection	86% 82%
	Drinking water	61% 66%
	Sewer services	77% 76%
	Storm water management	72% 73%
	Power (electric and/or gas) utility	63%
	Utility billing	73% 54%
	Police services	88% 75%
	Crime prevention	77% 65%
	Animal control	61% 63%
	Ambulance or emergency medical services	95% 83%
	Fire services	95% 91%
	Fire prevention and education	83% 78%
	Emergency preparedness	59% 63%
	Preservation of natural areas	65% 70%
	American Canyon open space	67% 74%
	Recycling	86% 76%
	Yard waste pick-up	86% 80%
	City parks	80% 69%
	Recreation programs or classes	69% 65%

Please rate the quality of each of the following services in American Canyon.	Recreation centers or facilities	68% 70%
	Health services	55%
	Public library services	74% 79%
	Overall customer service by American Canyon employees	75% 77%
Please rate the following categories of American Canyon government performance.	The value of services for the taxes paid to American Canyon	52% 53%
	The overall direction that American Canyon is taking	61% 52%
	The job American Canyon government does at welcoming resident involvement	57% 60%
	Overall confidence in American Canyon government	51% 53%
	Generally acting in the best interest of the community	54% 55%
	Being honest	59% 55%
	Being open and transparent to the public	54%
	Informing residents about issues facing the community	54%
	Treating all residents fairly	62% 66%
	Treating residents with respect	67%
Overall, how would you rate the quality of the services provided by each of the following?	The City of American Canyon	74% 68%
	The Federal Government	40%
Please rate how important, if at all, you think it is for the American Canyon community to focus on each of the following in the coming two years.	Overall economic health	89% 93%
	Overall quality of the transportation system	85%
	Overall design or layout of residential and commercial areas	80% 87%
	Overall quality of the utility infrastructure	89%

Please rate how important, if at all, you think it is for the American Canyon community to focus on each of the following in the coming two years.	Overall feeling of safety	93% 99%
	Overall quality of natural environment	85% 84%
	Overall quality of parks and recreation opportunities	80%
	Overall health and wellness opportunities	71% 78%
	Overall opportunities for education, culture, and the arts	76% 74%
	Residents' connection and engagement with their community	82% 76%
In general, how many times do you:	Access the internet from your home	94%
	Access the internet from your cell phone	94%
	Visit social media sites	86%
	Use or check email	93%
	Share your opinions online	31%
	Shop online	50%
	Please rate your overall health.	61% 64%
	What impact, if any, do you think the economy will have on your family income in the next 6 months? Do you think the impact will be:	36% 19%

Methods (open participation)

As part of its participation in The National Community Survey™ (The NCST™), the City of American Canyon conducted a survey of 335 residents. Survey invitations were mailed to randomly selected households and data were collected from February 7th, 2022 to March 28th, 2022. The results from this main survey effort represent the most robust estimate of your residents’ opinions.

After the above data collection period was underway, a link to an online open participation survey was publicized by the City of American Canyon. The open participation survey was identical to the probability sample survey with one small update; it included a question about where they heard about the survey. The open participation survey was open to all city residents and became available on March 7th, 2022. The survey remained open for three weeks and there were 229 responses.






























The open participation survey data were not collected through a random sample and it is unknown who in the community was aware of the survey; therefore, a level of confidence in the representativeness of the sample cannot be estimated. However, to reduce bias where possible, these data were statistically weighted to match the demographic characteristics of the 2010 Census and 2019 American Community Survey estimates for adults in the City of American Canyon. The characteristics used for weighting were age, sex, race, Hispanic origin, housing type, and housing tenure. No adjustments were made for design effects. Weights were calculated using an iterative, multiplicative raking model known as the ANES Weighting Algorithm.* The results of the weighting scheme for the open participation survey are presented in the following table.

































* Pasek, J. (2010). ANES Weighting Algorithm. Retrieved from <https://web.stanford.edu/group/iriss/cgi-bin/anesrake/resources/RakingDescription.pdf>

































		Unweighted	Weighted	Target*
Age	18-34	7%	21%	29%
	35-54	51%	44%	39%
	55+	42%	35%	33%
Hispanic	No, not Spanish, Hispanic, or Latino	82%	75%	75%
	Yes, I consider myself to be Spanish, Hispa..	18%	25%	25%
Housing type	Attached	1%	8%	22%
	Detached	99%	92%	78%
race	Not white	44%	66%	61%
	White	56%	34%	39%
Race/ethnicity	Not white alone	54%	77%	76%
	White alone, not Hispanic or Latino	46%	23%	24%
Sex	Female	65%	48%	51%
	Male	35%	52%	49%
Sex/age	Female 18-34	5%	13%	15%
	Female 35-54	33%	20%	20%
	Female 55+	26%	15%	16%
	Male 18-34	2%	9%	14%
	Male 35-54	17%	23%	19%
	Male 55+	16%	20%	17%
Tenure	Own	88%	87%	77%
	Rent	12%	13%	23%































Open participation survey results

































This dashboard contains a complete set of responses to each question on the open participation survey. By default, "don't know" responses are excluded, but may be added to the table using the response filter to the right. When a table for a question that only permitted a single response does not total to exactly 100%, it is due to the common practice of percentages being rounded to the nearest whole number.

Please rate each of the following aspects of quality of life in American Canyon.	Question	Rating	Percentage	
			Bar	Value
American Canyon as a place to live		Excellent		31%
		Good		56%
		Fair		12%
		Poor		1%
Your neighborhood as a place to live		Excellent		29%
		Good		57%
		Fair		12%
		Poor		3%
American Canyon as a place to raise children		Excellent		34%
		Good		51%
		Fair		13%
		Poor		1%
American Canyon as a place to work		Excellent		14%
		Good		33%
		Fair		20%
		Poor		32%
American Canyon as a place to visit		Excellent		8%
		Good		26%
		Fair		30%
		Poor		36%
American Canyon as a place to retire		Excellent		25%
		Good		35%
		Fair		24%
		Poor		16%
The overall quality of life		Excellent		22%
		Good		57%
		Fair		19%
		Poor		2%
Sense of community		Excellent		29%

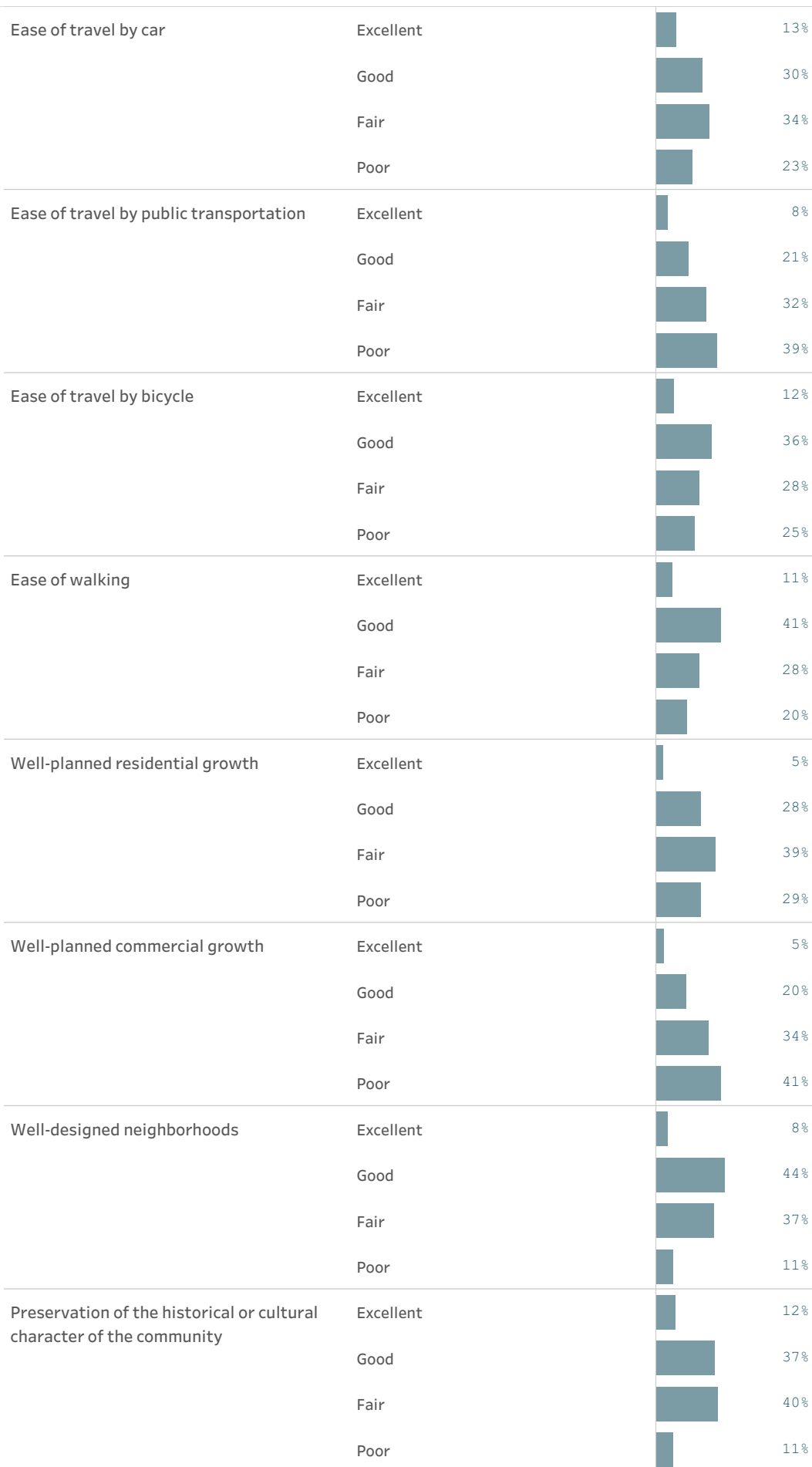
Please rate each of the following aspects of quality of life in American Canyon.	Sense of community	Good		44%
		Fair		23%
		Poor		4%
Please rate each of the following characteristics as they relate to American Canyon as a whole.	Overall economic health	Excellent		13%
		Good		52%
		Fair		28%
		Poor		7%
Overall quality of the transportation system	Excellent		12%	
	Good		24%	
	Fair		44%	
	Poor		21%	
Overall design or layout of residential and commercial areas	Excellent		9%	
	Good		32%	
	Fair		45%	
	Poor		15%	
Overall quality of the utility infrastructure	Excellent		14%	
	Good		44%	
	Fair		29%	
	Poor		13%	
Overall feeling of safety	Excellent		27%	
	Good		56%	
	Fair		13%	
	Poor		5%	
Overall quality of natural environment	Excellent		32%	
	Good		50%	
	Fair		16%	
	Poor		2%	
Overall quality of parks and recreation opportunities	Excellent		34%	
	Good		42%	
	Fair		17%	
	Poor		7%	
Overall health and wellness opportunities	Excellent		21%	

Please rate each of the following characteristics as they relate to American Canyon as a whole.	Overall health and wellness opportunities	Good		45%
		Fair		25%
		Poor		10%
	Overall opportunities for education, culture, and the arts	Excellent		18%
		Good		35%
		Fair		31%
		Poor		16%
	Residents' connection and engagement with their community	Excellent		16%
		Good		40%
Fair			36%	
Poor			9%	
Please indicate how likely or unlikely you are to do each of the following.	Recommend living in American Canyon to someone who asks	Very likely		44%
		Somewhat likely		44%
		Somewhat unlikely		8%
		Very unlikely		4%
	Remain in American Canyon for the next five years	Very likely		66%
		Somewhat likely		23%
		Somewhat unlikely		6%
		Very unlikely		5%
	Please rate how safe or unsafe you feel:	In your neighborhood during the day	Very safe	
Somewhat safe				35%
Neither safe nor unsafe				3%
Somewhat unsafe				3%
Very unsafe				1%
In American Canyon's downtown/commercial area during the day		Very safe		38%
		Somewhat safe		43%
		Neither safe nor unsafe		11%
		Somewhat unsafe		7%
		Very unsafe		2%
From property crime		Very safe		16%
		Somewhat safe		48%
	Neither safe nor unsafe		16%	

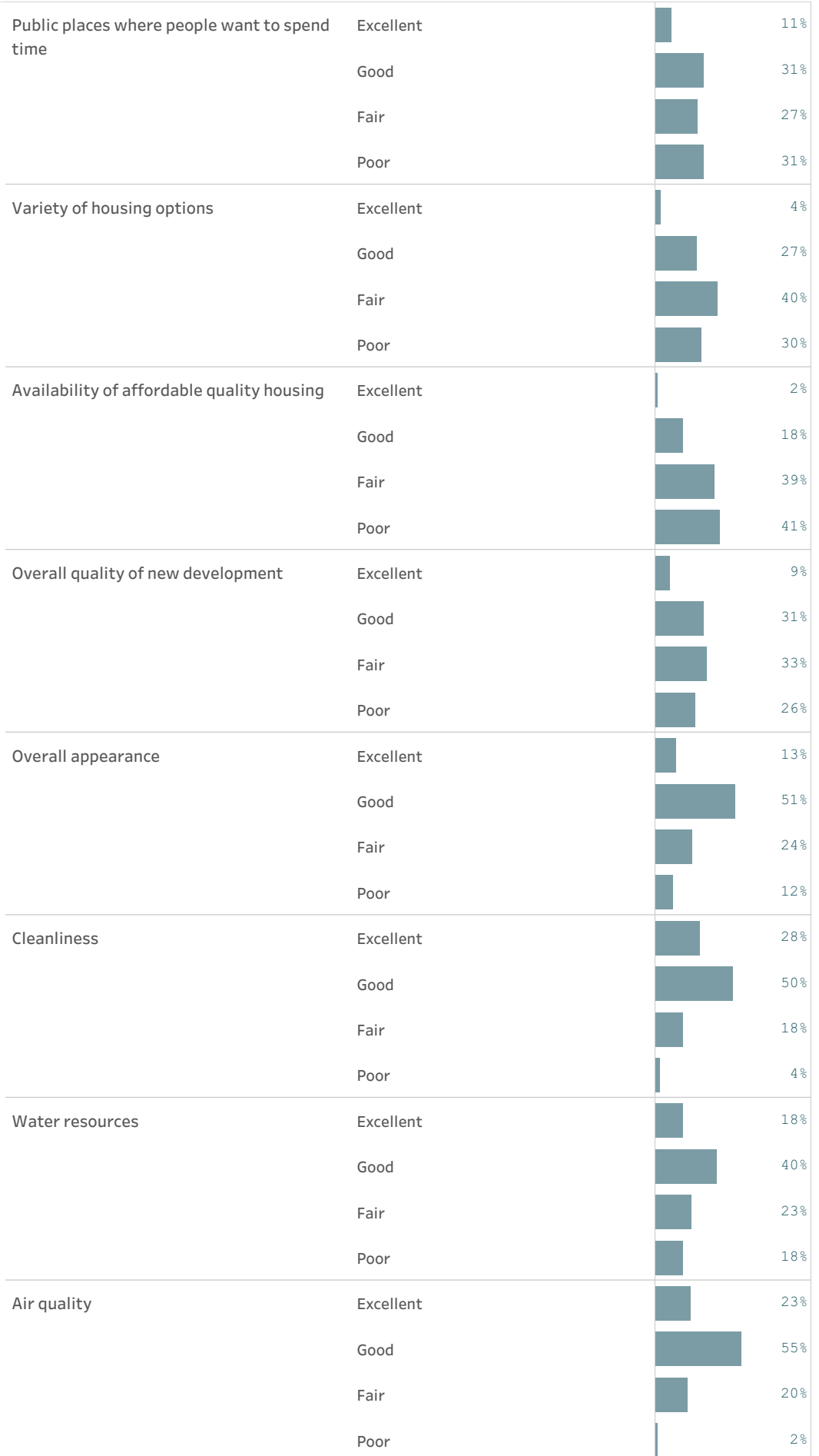
Please rate how safe or unsafe you feel:	From property crime	Somewhat unsafe		17%
		Very unsafe		4%
	From violent crime	Very safe		28%
		Somewhat safe		49%
		Neither safe nor unsafe		11%
		Somewhat unsafe		12%
		Very unsafe		0%
From fire, flood, or other natural disaster	Very safe		26%	
	Somewhat safe		50%	
	Neither safe nor unsafe		14%	
	Somewhat unsafe		10%	
	Very unsafe		0%	
Please rate the job you feel the American Canyon community does at each of the following.	Making all residents feel welcome	Excellent		31%
		Good		43%
		Fair		23%
		Poor		3%
	Attracting people from diverse backgrounds	Excellent		36%
		Good		44%
		Fair		16%
		Poor		5%
	Valuing/respecting residents from diverse backgrounds	Excellent		32%
		Good		46%
		Fair		18%
		Poor		4%
	Taking care of vulnerable residents	Excellent		16%
		Good		50%
		Fair		27%
		Poor		8%
Please rate each of the following in the American Canyon community.	Overall quality of business and service establishments	Excellent		13%
		Good		40%
		Fair		26%
		Poor		21%

Please rate each of the following in the American Canyon community.	Variety of business and service establishments	Excellent		9%
		Good		23%
		Fair		39%
		Poor		29%
	Vibrancy of downtown/commercial area	Excellent		5%
		Good		11%
		Fair		37%
		Poor		47%
	Employment opportunities	Excellent		2%
		Good		22%
		Fair		36%
		Poor		40%
	Shopping opportunities	Excellent		2%
		Good		19%
		Fair		36%
		Poor		43%
	Cost of living	Excellent		2%
		Good		19%
		Fair		54%
		Poor		25%
	Overall image or reputation	Excellent		16%
		Good		44%
		Fair		29%
		Poor		10%
Please also rate each of the following in the American Canyon community.	Traffic flow on major streets	Excellent		2%
		Good		10%
		Fair		24%
		Poor		64%
	Ease of public parking	Excellent		17%
		Good		44%
		Fair		29%
		Poor		11%

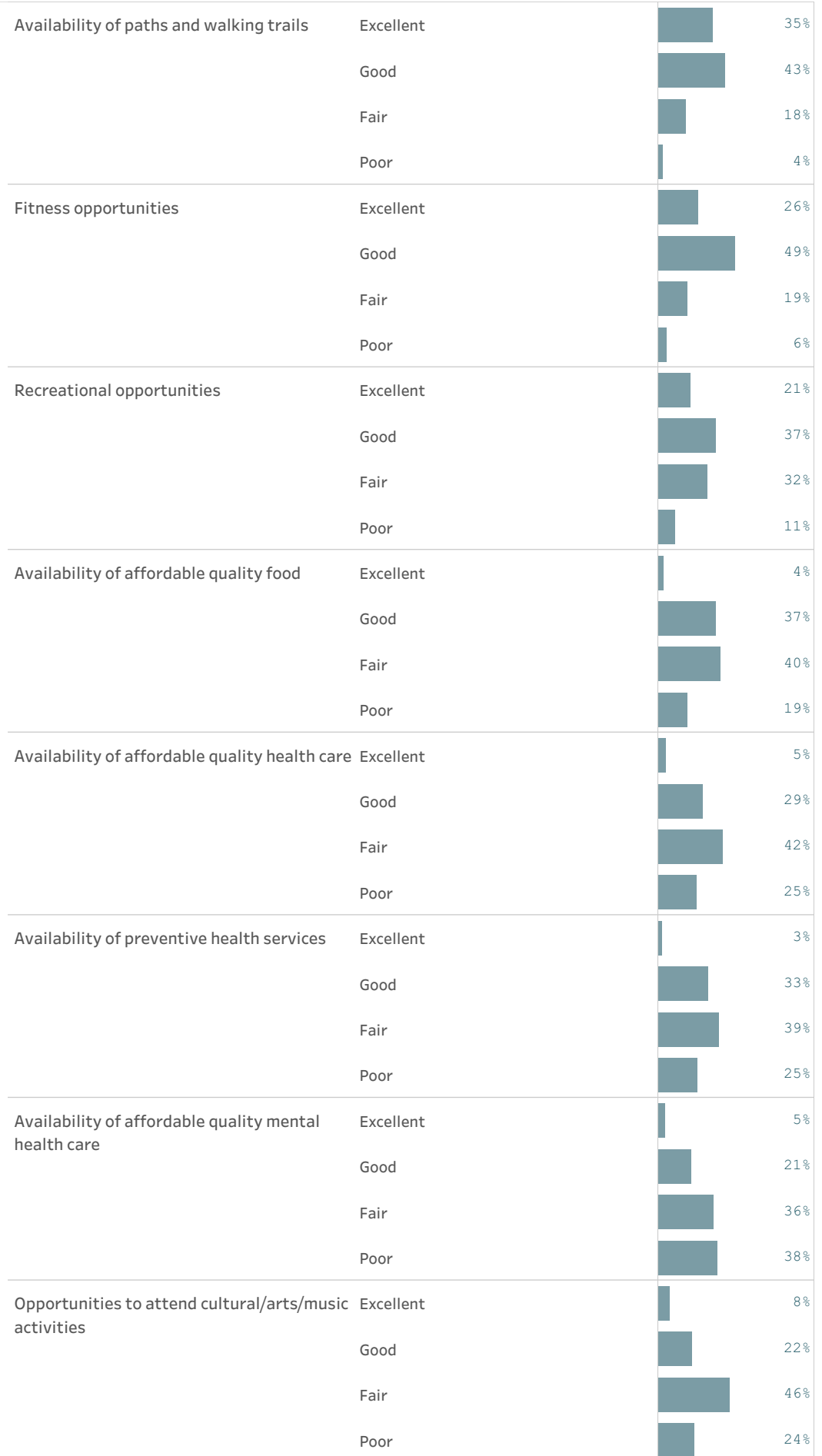
Please also rate each of the following in the American Canyon community.



































Please also rate each of the following in the American Canyon community.



































Please also rate each of the following in the American Canyon community.

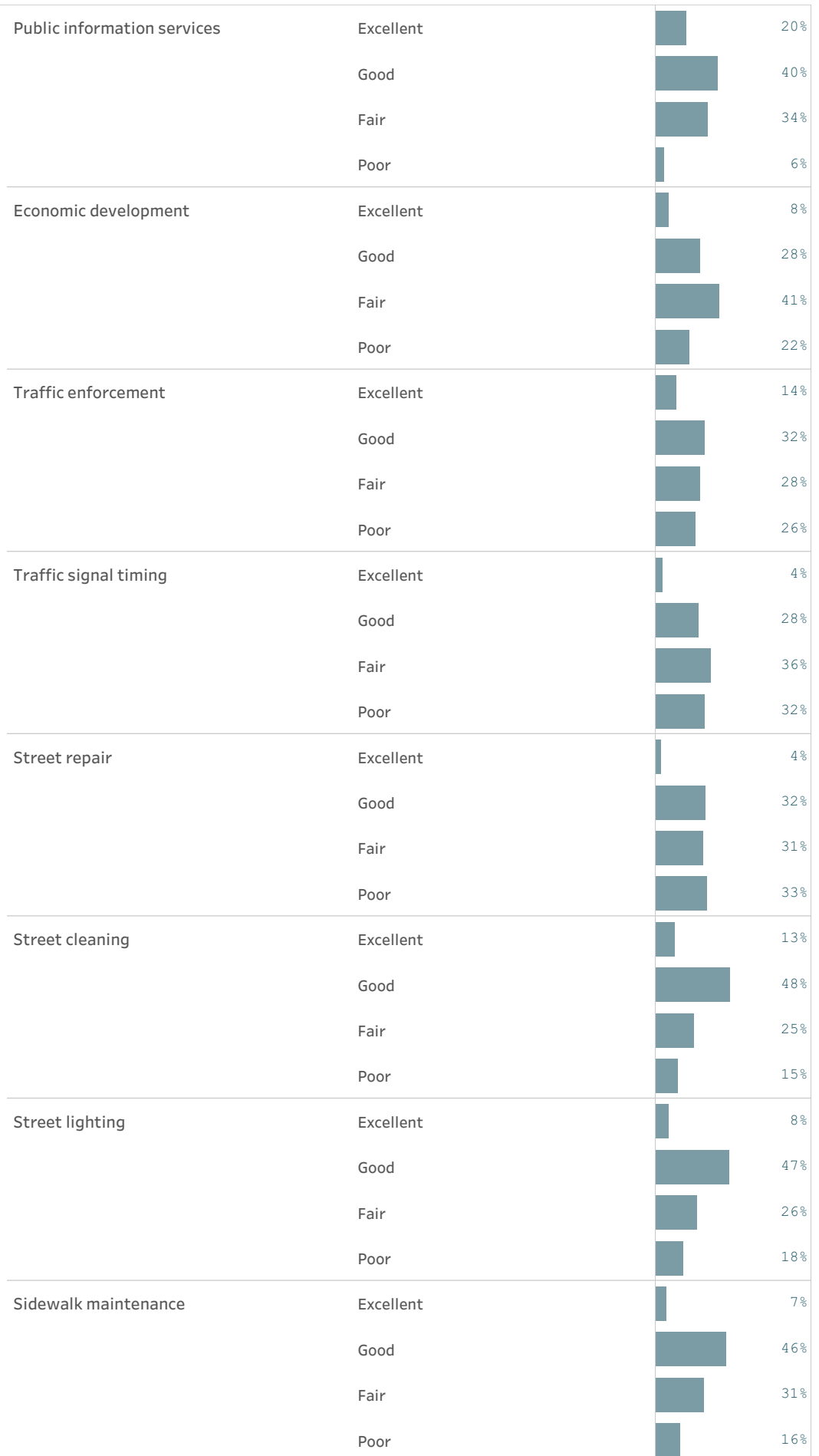


Please also rate each of the following in the American Canyon community.

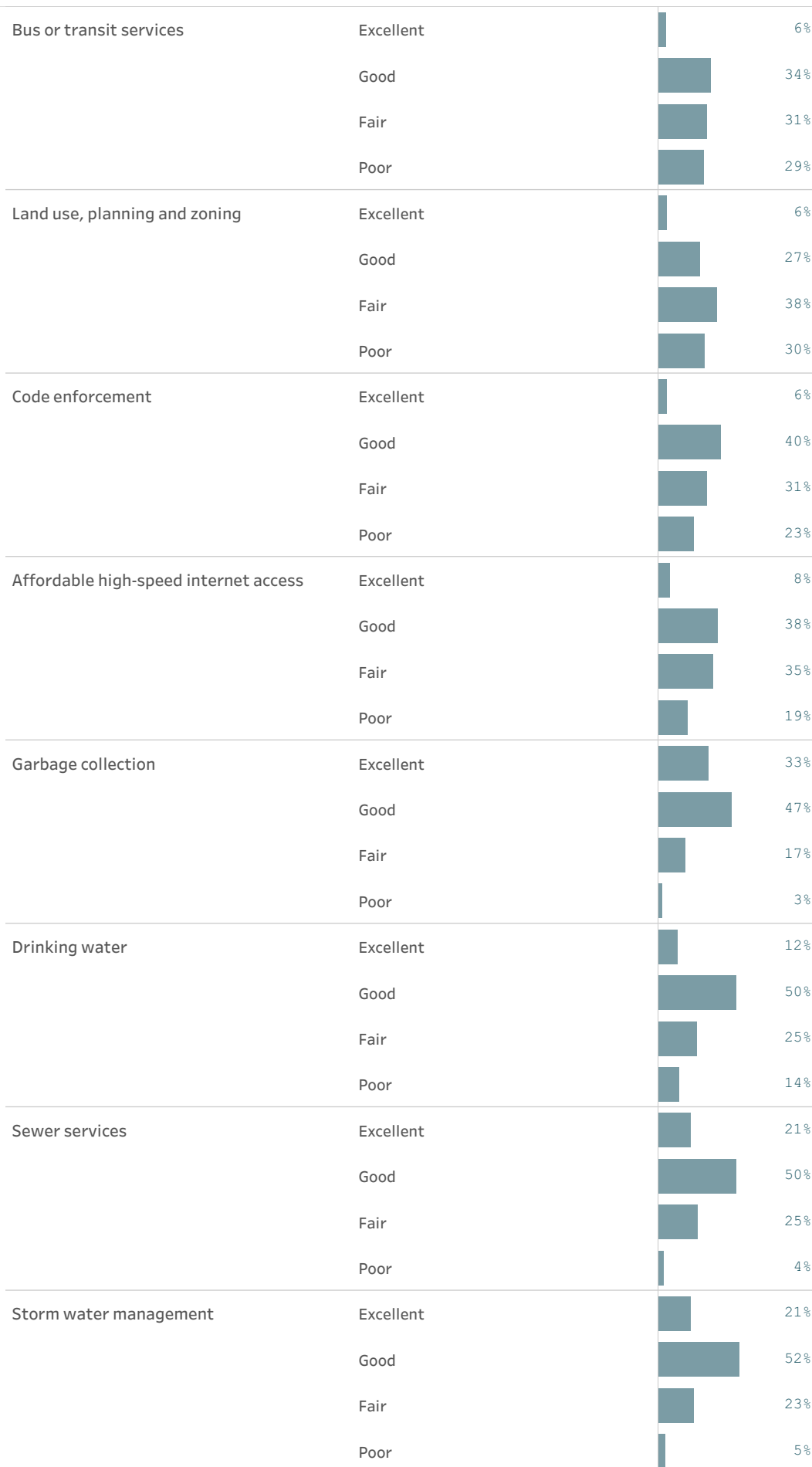
Community support for the arts	Excellent		10%
	Good		30%
	Fair		42%
	Poor		18%
Availability of affordable quality childcare/preschool	Excellent		11%
	Good		28%
	Fair		37%
	Poor		23%
K-12 education	Excellent		34%
	Good		48%
	Fair		14%
	Poor		3%
Adult educational opportunities	Excellent		13%
	Good		34%
	Fair		32%
	Poor		21%
Sense of civic/community pride	Excellent		18%
	Good		40%
	Fair		33%
	Poor		9%
Neighborliness of residents	Excellent		18%
	Good		48%
	Fair		29%
	Poor		6%
Opportunities to participate in social events and activities	Excellent		17%
	Good		37%
	Fair		31%
	Poor		15%
Opportunities to attend special events and festivals	Excellent		18%
	Good		34%
	Fair		30%
	Poor		18%

Please also rate each of the following in the American Canyon community.	Opportunities to volunteer	Excellent		18%
		Good		44%
		Fair		28%
		Poor		10%
	Opportunities to participate in community matters	Excellent		20%
		Good		42%
		Fair		31%
		Poor		8%
	Openness and acceptance of the community toward people of diverse backgrounds	Excellent		27%
		Good		42%
		Fair		26%
		Poor		5%
Please indicate whether or not you have done each of the following in the last 12 months.	Contacted the City of American Canyon for help or information	No		48%
		Yes		52%
	Contacted American Canyon elected officials to express your opinion	No		73%
		Yes		27%
	Attended a local public meeting	No		69%
		Yes		31%
	Watched a local public meeting	No		52%
		Yes		48%
	Volunteered your time to some group/activity	No		60%
		Yes		40%
	Campaigned or advocated for a local issue, cause, or candidate	No		69%
		Yes		31%
	Voted in your most recent local election	No		14%
		Yes		86%
	Used public transportation instead of driving	No		84%
		Yes		16%
	Carpooled with other adults or children instead of driving alone	No		59%
		Yes		41%
	Walked or biked instead of driving	No		40%
		Yes		60%
































Please rate the quality of each of the following services in American Canyon.



































Please rate the quality of each of the following services in American Canyon.


































































Please rate the quality of each of the following services in American Canyon.

Power (electric and/or gas) utility	Excellent		18%
	Good		42%
	Fair		29%
	Poor		11%
Utility billing	Excellent		13%
	Good		47%
	Fair		29%
	Poor		12%
Police services	Excellent		46%
	Good		38%
	Fair		15%
	Poor		1%
Crime prevention	Excellent		28%
	Good		54%
	Fair		12%
	Poor		6%
Animal control	Excellent		20%
	Good		54%
	Fair		16%
	Poor		10%
Ambulance or emergency medical services	Excellent		38%
	Good		55%
	Fair		3%
	Poor		4%
Fire services	Excellent		54%
	Good		41%
	Fair		5%
Fire prevention and education	Excellent		33%
	Good		45%
	Fair		18%
	Poor		3%
Emergency preparedness	Excellent		29%

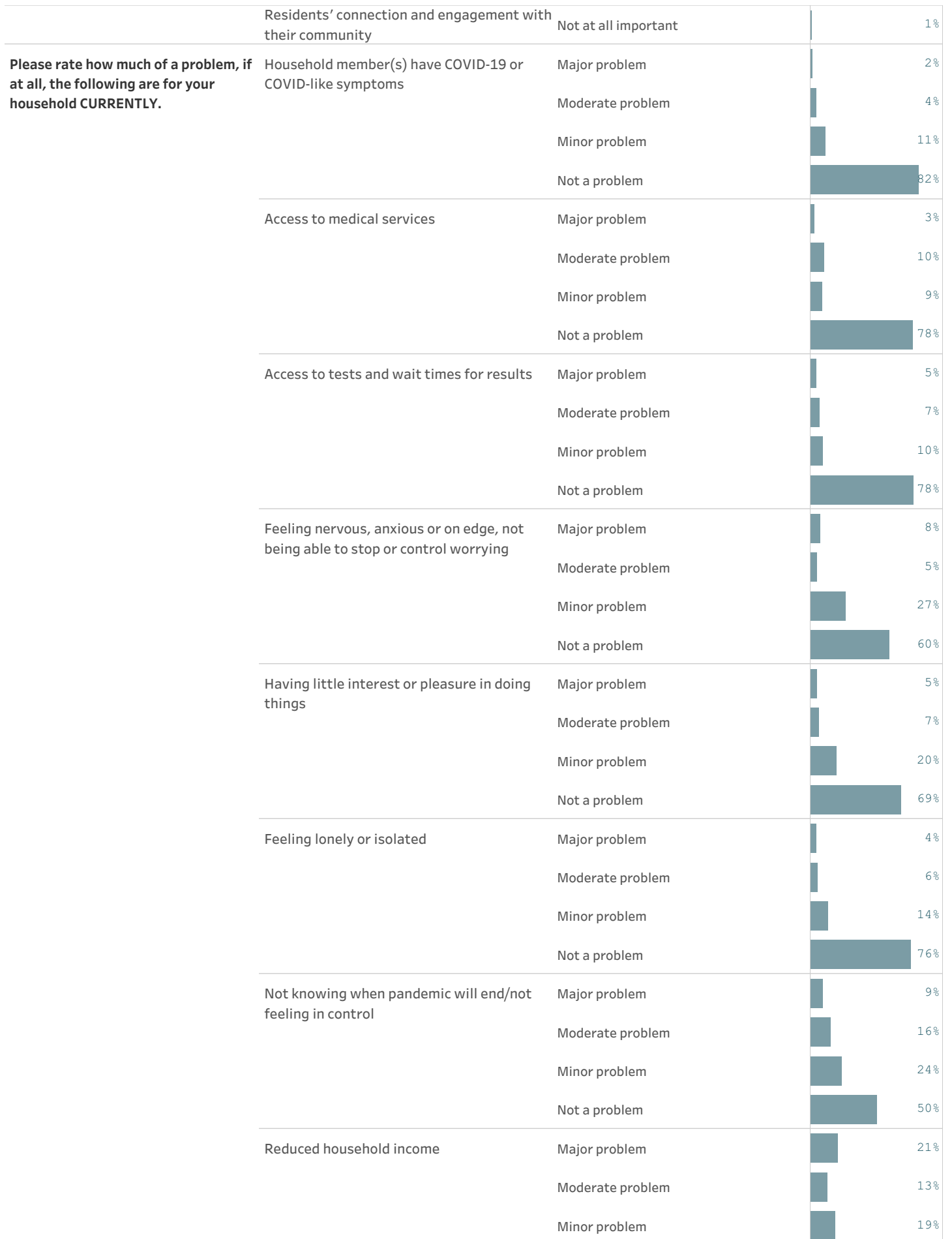
Please rate the quality of each of the following services in American Canyon.

Emergency preparedness	Good		39%
	Fair		27%
	Poor		5%
Preservation of natural areas	Excellent		34%
	Good		42%
	Fair		20%
	Poor		5%
American Canyon open space	Excellent		43%
	Good		34%
	Fair		20%
	Poor		4%
Recycling	Excellent		34%
	Good		42%
	Fair		17%
	Poor		6%
Yard waste pick-up	Excellent		33%
	Good		46%
	Fair		16%
	Poor		5%
City parks	Excellent		36%
	Good		43%
	Fair		14%
	Poor		7%
Recreation programs or classes	Excellent		28%
	Good		40%
	Fair		20%
	Poor		12%
Recreation centers or facilities	Excellent		24%
	Good		42%
	Fair		21%
	Poor		13%
Health services	Excellent		8%

Please rate the quality of each of the following services in American Canyon.	Health services	Good		41%
		Fair		36%
		Poor		15%
	Public library services	Excellent		28%
		Good		51%
		Fair		18%
		Poor		4%
	Overall customer service by American Canyon employees	Excellent		38%
		Good		45%
Fair			13%	
Poor			3%	
Please rate the following categories of American Canyon government performance.	The value of services for the taxes paid to American Canyon	Excellent		14%
		Good		36%
		Fair		34%
		Poor		15%
	The overall direction that American Canyon is taking	Excellent		15%
		Good		33%
		Fair		32%
		Poor		20%
	The job American Canyon government does at welcoming resident involvement	Excellent		26%
		Good		24%
		Fair		29%
		Poor		20%
Overall confidence in American Canyon government	Excellent		18%	
	Good		33%	
	Fair		31%	
	Poor		18%	
Generally acting in the best interest of the community	Excellent		16%	
	Good		35%	
	Fair		29%	
	Poor		20%	
Being honest	Excellent		17%	

































Please rate the following categories of American Canyon government performance.	Being honest	Good		40%
		Fair		33%
		Poor		11%
	Being open and transparent to the public	Excellent		18%
		Good		34%
		Fair		32%
		Poor		16%
	Informing residents about issues facing the community	Excellent		17%
		Good		38%
		Fair		26%
		Poor		19%
	Treating all residents fairly	Excellent		21%
Good			42%	
Fair			26%	
Poor			12%	
Treating residents with respect	Excellent		26%	
	Good		38%	
	Fair		29%	
	Poor		7%	
Overall, how would you rate the quality of the services provided by each of the following?	The City of American Canyon	Excellent		21%
		Good		46%
		Fair		27%
		Poor		6%
	The Federal Government	Excellent		5%
		Good		23%
		Fair		45%
		Poor		27%
Please rate how important, if at all, you think it is for the American Canyon community to focus on each of the following in the coming two years.	Overall economic health	Essential		55%
		Very important		33%
		Somewhat important		11%
		Not at all important		0%
	Overall quality of the transportation system	Essential		58%

Please rate how important, if at all, you think it is for the American Canyon community to focus on each of the following in the coming two years.			
Overall quality of the transportation system	Very important		30%
	Somewhat important		12%
	Not at all important		1%
Overall design or layout of residential and commercial areas	Essential		48%
	Very important		40%
	Somewhat important		11%
	Not at all important		1%
Overall quality of the utility infrastructure	Essential		51%
	Very important		34%
	Somewhat important		15%
Overall feeling of safety	Essential		69%
	Very important		26%
	Somewhat important		6%
Overall quality of natural environment	Essential		39%
	Very important		48%
	Somewhat important		11%
	Not at all important		2%
Overall quality of parks and recreation opportunities	Essential		40%
	Very important		47%
	Somewhat important		12%
	Not at all important		1%
Overall health and wellness opportunities	Essential		37%
	Very important		42%
	Somewhat important		20%
	Not at all important		0%
Overall opportunities for education, culture, and the arts	Essential		41%
	Very important		33%
	Somewhat important		22%
	Not at all important		3%
Residents' connection and engagement with their community	Essential		32%
	Very important		47%
	Somewhat important		20%



Please rate how much of a problem, if at all, the following are for your household CURRENTLY.	Reduced household income	Not a problem		47%
	Making rent or mortgage payments	Major problem		13%
		Moderate problem		15%
		Minor problem		10%
		Not a problem		61%
	Lack of childcare/supervision	Major problem		10%
		Moderate problem		10%
		Minor problem		13%
		Not a problem		67%
	Loss of job(s), or fear of losing job	Major problem		18%
		Moderate problem		12%
		Minor problem		8%
		Not a problem		62%
How would you rate your local City's response to COVID-19 in the following categories?	Generally acting in the best interest of the community	Excellent		26%
		Good		41%
		Fair		22%
		Poor		5%
		Don't Know		5%
	Being open and transparent to the public	Excellent		22%
		Good		40%
		Fair		25%
		Poor		7%
		Don't Know		7%
	Informing residents about COVID-19 related issues facing the community	Excellent		23%
		Good		42%
		Fair		25%
		Poor		5%
		Don't Know		5%
	Overall confidence in our local government's COVID-19 response	Excellent		23%
		Good		36%
		Fair		26%
		Poor		10%

	Overall confidence in our local government's COVID-19 response	Don't Know		6%
In general, how many times do you:	Access the internet from your home	Several times a day		84%
		Once a day		6%
		A few times a week		5%
		Every few weeks		1%
		Less often or never		4%
	Access the internet from your cell phone	Several times a day		89%
		Once a day		8%
		A few times a week		2%
		Every few weeks		1%
		Less often or never		0%
	Visit social media sites	Several times a day		60%
		Once a day		12%
		A few times a week		15%
		Every few weeks		1%
		Less often or never		12%
	Use or check email	Several times a day		76%
		Once a day		22%
		A few times a week		1%
		Less often or never		0%
	Share your opinions online	Several times a day		12%
		Once a day		2%
		A few times a week		16%
		Every few weeks		25%
		Less often or never		45%
	Shop online	Several times a day		17%
		Once a day		5%
		A few times a week		38%
		Every few weeks		26%
		Less often or never		14%
	Please rate your overall health.	Excellent		22%
		Very good		41%

Please rate your overall health.	Good		27%	
	Fair		9%	
	Poor		1%	
What impact, if any, do you think the economy will have on your family income in the next 6 months? Do you think the impact will be:	Very positive		2%	
	Somewhat positive		16%	
	Neutral		39%	
	Somewhat negative		32%	
	Very negative		10%	
How many years have you lived in American Canyon?	Less than 2 years		5%	
	2-5 years		14%	
	6-10 years		19%	
	11-20 years		36%	
	More than 20 years		25%	
Which best describes the building you live in?	One family house detached from any other houses		80%	
	Building with two or more homes (duplex, townhome, apartment or condominium)		5%	
	Mobile home		12%	
	Other		4%	
Do you rent or own your home?	Rent		11%	
	Own		89%	
About how much is your monthly housing cost for the place you live (including rent, mortgage payment, property tax, property insurance, and homeowners' association (HOA) fees)?	About how much is your monthly housing cost for the place you live (including rent, mortgage payment, property tax, property insurance and homeowners' association (HOA) fees)?	Less than \$500		4%
		\$500 to \$999		8%
		\$1,000 to \$1,499		6%
		\$1,500 to \$1,999		13%
		\$2,000 to \$2,499		14%
		\$2,500 to \$2,999		21%
		\$3,000 to \$3,499		17%
		\$3,500 or more		18%
	Do any children 17 or under live in your household?	No		50%
Yes			50%	
Are you or any other members of your household aged 65 or older?	No		66%	
	Yes		34%	
How much do you anticipate your household's total income before taxes will	Less than \$25,000		1%	

	How much do you anticipate your household's total income before taxes will be for the current year? (Please include in your total income money from all sources for all persons living in your household.)	\$25,000 to \$49,999		13%
		\$50,000 to \$74,999		17%
		\$75,000 to \$99,999		8%
		\$100,000 to \$149,999		25%
		\$150,000 or more		35%
Are you Spanish, Hispanic, or Latino?	Are you Spanish, Hispanic or Latino?	No, not Spanish, Hispanic, or Latino		77%
		Yes, I consider myself to be Spanish, Hispanic, or Latino		23%
	What is your race? (Mark one or more races to indicate what race you consider yourself to be.)	American Indian or Alaskan Native		2%
		Asian, Asian Indian, or Pacific Islander		21%
		Black or African American		6%
		Filipino American		23%
		White		44%
		Other		21%
	In which category is your age?	18-24 years		3%
		25-34 years		19%
		35-44 years		19%
		45-54 years		27%
		55-64 years		17%
		65-74 years		11%
		75 years or older		5%
	What is your gender?	Female		46%
		Male		53%
		Identify in another way		1%
	How did you hear about this survey? (Select all that apply.)	The City's website		20%
		The City's social media (Facebook, Twitter, Instagram, etc.)		14%
		Received an email from the City		70%
		In a City newsletter or utility bill		11%
		Received a postcard or letter from the City		9%
		Nextdoor		11%
		In my Facebook feed		7%
		Saw it on a video of a public meeting or at a meeting I attended		2%
		Saw it on the City's cable channel		0%

How did you hear about this survey? (Select all that apply.)		
Saw a flyer or poster about it		0%
Heard about it from a family member, friend or neighbor		4%
Heard about it from a business or social organization in my community		1%
Polco's weekly email		1%
Other		3%



February 2022

Dear City of American Canyon Resident:

Please help us shape the future of American Canyon! You have been selected at random to participate in the 2022 American Canyon Community Survey. **If you have already completed the survey online, thank you. Please do not respond twice.**

Please take a few minutes to fill out the enclosed survey. Your participation in this survey is very important – especially since your household is one of only a small number of households being surveyed. Your feedback will help American Canyon make decisions that affect our City.

A few things to remember:

- **Your responses are confidential and no identifying information will be shared.**
- In order to hear from a diverse group of residents, the adult 18 years or older in your household who most recently had a birthday should complete this survey.
- **You may return the survey by mail in the enclosed postage-paid envelope, or you can complete the survey online at:**

<https://polco.us/placeholder>

Please do not share your survey link. This survey is for randomly selected households only. The City will conduct a separate survey that is open to all residents just a few weeks from now.

If you have any questions about the survey please call 707-647-5355. Thank you for your time and participation!

Sincerely,

Estimado Residente de la Ciudad de American Canyon:

¡Por favor ayúdenos a moldear el futuro de American Canyon! Usted ha sido seleccionado al azar para participar en la Encuesta de la Comunidad de American Canyon del 2022. **Si ya completó la encuesta en línea, gracias. Por favor no responda dos veces.**

Por favor tome unos minutos para completar la encuesta adjunta; si usted preferiría completar la encuesta en español, por favor siga las instrucciones abajo para acceder a la encuesta en español por medio de la red. Su participación en esta encuesta es muy importante – especialmente porque su hogar es uno de solamente un número pequeño de hogares que se están encuestando. Sus observaciones le ayudarán a American Canyon tomar decisiones que afectarán a nuestra Ciudad.

Algunas cosas para recordar:

- **Sus respuestas son confidenciales y no se compartirá ninguna información de identificación.**
- Para poder escuchar a un grupo diverso de residentes, el adulto de 18 años o más en su hogar que haya celebrado su cumpleaños más recientemente debe completar esta encuesta.
- **Puede devolver la encuesta por correo en el sobre pre-pagado adjunto, o puede completar la encuesta en línea en español en:**

<https://polco.us/placeholder>

Por favor no comparta el enlace de su encuesta. Esta encuesta es solamente para hogares seleccionados al azar. La Ciudad conducirá una encuesta separada que está abierta a todos los residentes dentro de unas semanas.

Si tiene alguna pregunta sobre la encuesta por favor llame al 707-647-5355. ¡Gracias por su tiempo y participación!

Atentamente,

Jason B. Holley
City Manager/Administrador de la Ciudad/Tagapamahala ng Lungsod

Minamahal na Residente ng Lungsod ng American Canyon:

Mangyaring tulungan kaming hugisin ang kinabukasan ng American Canyon! Ikaw ay pasumalang napili na lumahok sa 2022 Pagsisiyasat ng Komunidad ng American Canyon. **Kung nakumpleto mo na ang pagsisiyasat online, salamat. Mangyaring huwag sumagot nang dalawang beses.**

Mangyaring maglaan ng ilang minuto upang punan ang kalakip na pagsisiyasat. Ang iyong paglahok sa pagsisiyasat na ito ay mahalagang-mahalaga - lalo na't ang iyong sambahayan ay isa lamang sa maliit na bilang sa sinusuri. Ang iyong feedback ay makakatulong sa American Canyon na gumawa ng mga desisyon na makakaapekto sa ating lungsod.

Ilang bagay na dapat tandaan:

- **Kumpidensyal ang iyong mga sagot at walang impormasyon na pagkakakilanlan ang ibabahagi.**
- Para makarinig mula sa iba't ibang grupo ng mga residente, ang adultog 18 taong gulang o mas matanda sa iyong sambahayan na pinakahuling nagkaroon ng kaarawan ay dapat magkumpleto ng pagsisiyasat na ito.
- **Maaari mong ibalik ang pagsisiyasat sa koreo sa nakapaloob na sobrang bayad ang selyo, o maaari mong kumpletuhin ang pagsisiyasat online sa:**

<https://polco.us/xxplaceholder>

Mangyaring huwag ibahagi ang iyong link ng pagsisiyasat. Ang pagsisiyasat na ito ay para sa mga pasumalang napiling mga sambahayan lamang. Ang lungsod ay magsasagawa ng isang hiwalay na pagsisiyasat na bukas sa lahat ng residente ilang lingo lamang mula ngayon.

Kapag mayroon kang mga tanong tungkol sa pagsisiyasat, maaaring tumawag sa 707-647-5355.

Salamat sa iyong oras at paglalahok!

Taos-puso,

Dear American Canyon Resident,

It won't take much of your time to make a big difference!

Your household has been randomly selected to participate in the 2022 American Canyon Community Survey. You can go online and complete the **confidential survey** at:

<https://polco.us/placeholder>

Please do not share your survey link. This survey is for randomly selected households only. The City will conduct a separate survey that is open to all residents just a few weeks from now.

If you have any questions about the survey, please call 707-647-5355.

Thank you for helping create a better City!

Sincerely,



Estimado Residente de American Canyon,

iNo le tomará mucho de su tiempo para marcar una gran diferencia!

Su hogar ha sido elegido al azar para participar en Encuesta de la Comunidad del 2022 de American Canyon. Puede completar la **encuesta confidencial** en línea en español en:

<https://polco.us/placeholder>

Por favor no comparta el enlace de su encuesta. Esta encuesta es solamente para hogares seleccionados al azar. La Ciudad conducirá una encuesta separada que está abierta a todos los residentes dentro de unas semanas.

Si tiene alguna pregunta sobre la encuesta, por favor llame al 707-647-5355.

iGracias por ayudar a crear una Ciudad mejor!

Atentamente,

A handwritten signature in black ink that reads "Jason B. Holley".

Jason B. Holley
City Manager/Administrador de la Ciudad/Tagapamahala ng Lungsod

Minamahal na Residente ng American Canyon,

Hindi aabutin ng maraming oras mo para makagawa ng malaking pagkakaiba!

Ang iyong sambahayan ay pasumalang napili na lumahok sa 2022 Pagsisiyasat ng Komunidad ng American Canyon. Maari kang pumunta online at kumpletuhin ang **kumpidensyal na pagsisiyasat** sa:

<https://polco.us/xxplaceholder>

Mangyaring huwag ibahagi ang iyong link ng pagsisiyasat. Ang pagsisiyasat na ito ay para sa mga pasumalang napiling mga sambahayan lamang. Ang lungsod ay magsasagawa ng isang hiwalay na pagsisiyasat na bukas para sa lahat ng residente ilang lingo lamang mula ngayon.

Kapag mayroon kang mga tanong tungkol sa pagsisiyasat, maaaring tumawag sa 707-647-5355.

Salamat sa pagtulong sa paglikha ng isang mas mahusay na lungsod!

Taos-puso,

Dear American Canyon Resident,

It won't take much of your time to make a big difference!

Your household has been randomly selected to participate in the 2022 American Canyon Community Survey. You can go online and complete the **confidential survey** at:

<https://polco.us/placeholder>

Please do not share your survey link. This survey is for randomly selected households only. The City will conduct a separate survey that is open to all residents just a few weeks from now.

If you have any questions about the survey, please call 707-647-5355.

Thank you for helping create a better City!

Sincerely,



Estimado Residente de American Canyon,

iNo le tomará mucho de su tiempo para marcar una gran diferencia!

Su hogar ha sido elegido al azar para participar en Encuesta de la Comunidad del 2022 de American Canyon. Puede completar la **encuesta confidencial** en línea en español en:

<https://polco.us/placeholder>

Por favor no comparta el enlace de su encuesta. Esta encuesta es solamente para hogares seleccionados al azar. La Ciudad conducirá una encuesta separada que está abierta a todos los residentes dentro de unas semanas.

Si tiene alguna pregunta sobre la encuesta, por favor llame al 707-647-5355.

iGracias por ayudar a crear una Ciudad mejor!

Atentamente,

A handwritten signature in black ink that reads "Jason B. Holley".

Jason B. Holley
City Manager/Administrador de la Ciudad/Tagapamahala ng Lungsod

Minamahal na Residente ng American Canyon,

Hindi aabutin ng maraming oras mo para makagawa ng malaking pagkakaiba!

Ang iyong sambahayan ay pasumalang napili na lumahok sa 2022 Pagsisiyasat ng Komunidad ng American Canyon. Maari kang pumunta online at kumpletuhin ang **kumpidensyal na pagsisiyasat** sa:

<https://polco.us/xxplaceholder>

Mangyaring huwag ibahagi ang iyong link ng pagsisiyasat. Ang pagsisiyasat na ito ay para sa mga pasumalang napiling mga sambahayan lamang. Ang lungsod ay magsasagawa ng isang hiwalay na pagsisiyasat na bukas para sa lahat ng residente ilang lingo lamang mula ngayon.

Kapag mayroon kang mga tanong tungkol sa pagsisiyasat, maaaring tumawag sa 707-647-5355.

Salamat sa pagtulong sa paglikha ng isang mas mahusay na lungsod!

Taos-puso,

The City of American Canyon 2022 Community Survey

Please complete this survey if you are the adult (age 18 or older) in the household who most recently had a birthday (the year of birth does not matter). Your responses are confidential and no identifying information will be shared.

1. Please rate each of the following aspects of quality of life in American Canyon.

	<u>Excellent</u>	<u>Good</u>	<u>Fair</u>	<u>Poor</u>	<u>Don't know</u>
American Canyon as a place to live.....	1	2	3	4	5
Your neighborhood as a place to live.....	1	2	3	4	5
American Canyon as a place to raise children.....	1	2	3	4	5
American Canyon as a place to work.....	1	2	3	4	5
American Canyon as a place to visit.....	1	2	3	4	5
American Canyon as a place to retire.....	1	2	3	4	5
The overall quality of life in American Canyon.....	1	2	3	4	5
Sense of community.....	1	2	3	4	5

2. Please rate each of the following characteristics as they relate to American Canyon as a whole.

	<u>Excellent</u>	<u>Good</u>	<u>Fair</u>	<u>Poor</u>	<u>Don't know</u>
Overall economic health of American Canyon.....	1	2	3	4	5
Overall quality of the transportation system (auto, bicycle, foot, bus) in American Canyon.....	1	2	3	4	5
Overall design or layout of American Canyon's residential and commercial areas (e.g., homes, buildings, streets, parks, etc.).....	1	2	3	4	5
Overall quality of the utility infrastructure in American Canyon (water, sewer, storm water, electric, gas).....	1	2	3	4	5
Overall feeling of safety in American Canyon.....	1	2	3	4	5
Overall quality of natural environment in American Canyon.....	1	2	3	4	5
Overall quality of parks and recreation opportunities.....	1	2	3	4	5
Overall health and wellness opportunities in American Canyon.....	1	2	3	4	5
Overall opportunities for education, culture, and the arts.....	1	2	3	4	5
Residents' connection and engagement with their community.....	1	2	3	4	5

3. Please indicate how likely or unlikely you are to do each of the following.

	<u>Very likely</u>	<u>Somewhat likely</u>	<u>Somewhat unlikely</u>	<u>Very unlikely</u>	<u>Don't know</u>
Recommend living in American Canyon to someone who asks.....	1	2	3	4	5
Remain in American Canyon for the next five years.....	1	2	3	4	5

4. Please rate how safe or unsafe you feel:

	<u>Very safe</u>	<u>Somewhat safe</u>	<u>Neither safe nor unsafe</u>	<u>Somewhat unsafe</u>	<u>Very unsafe</u>	<u>Don't know</u>
In your neighborhood during the day.....	1	2	3	4	5	6
In American Canyon's downtown/commercial area during the day.....	1	2	3	4	5	6
From property crime.....	1	2	3	4	5	6
From violent crime.....	1	2	3	4	5	6
From fire, flood, or other natural disaster.....	1	2	3	4	5	6

5. Please rate the job you feel the American Canyon community does at each of the following.

	<u>Excellent</u>	<u>Good</u>	<u>Fair</u>	<u>Poor</u>	<u>Don't know</u>
Making all residents feel welcome.....	1	2	3	4	5
Attracting people from diverse backgrounds.....	1	2	3	4	5
Valuing/respecting residents from diverse backgrounds.....	1	2	3	4	5
Taking care of vulnerable residents (elderly, disabled, homeless, etc.).....	1	2	3	4	5

6. Please rate each of the following in the American Canyon community.

	<u>Excellent</u>	<u>Good</u>	<u>Fair</u>	<u>Poor</u>	<u>Don't know</u>
Overall quality of business and service establishments in American Canyon.....	1	2	3	4	5
Variety of business and service establishments in American Canyon.....	1	2	3	4	5
Vibrancy of downtown/commercial area.....	1	2	3	4	5
Employment opportunities.....	1	2	3	4	5
Shopping opportunities.....	1	2	3	4	5
Cost of living in American Canyon.....	1	2	3	4	5
Overall image or reputation of American Canyon.....	1	2	3	4	5

7. Please also rate each of the following in the American Canyon community.

	<u>Excellent</u>	<u>Good</u>	<u>Fair</u>	<u>Poor</u>	<u>Don't know</u>
Traffic flow on major streets.....	1	2	3	4	5
Ease of public parking.....	1	2	3	4	5
Ease of travel by car in American Canyon.....	1	2	3	4	5
Ease of travel by public transportation in American Canyon.....	1	2	3	4	5
Ease of travel by bicycle in American Canyon.....	1	2	3	4	5
Ease of walking in American Canyon.....	1	2	3	4	5
Well-planned residential growth.....	1	2	3	4	5
Well-planned commercial growth.....	1	2	3	4	5
Well-designed neighborhoods.....	1	2	3	4	5
Preservation of the historical or cultural character of the community.....	1	2	3	4	5
Public places where people want to spend time.....	1	2	3	4	5
Variety of housing options.....	1	2	3	4	5
Availability of affordable quality housing.....	1	2	3	4	5
Overall quality of new development in American Canyon.....	1	2	3	4	5
Overall appearance of American Canyon.....	1	2	3	4	5
Cleanliness of American Canyon.....	1	2	3	4	5
Water resources (beaches, lakes, ponds, riverways, etc.).....	1	2	3	4	5
Air quality.....	1	2	3	4	5
Availability of paths and walking trails.....	1	2	3	4	5
Fitness opportunities (including exercise classes and paths or trails, etc.)... ..	1	2	3	4	5
Recreational opportunities.....	1	2	3	4	5
Availability of affordable quality food.....	1	2	3	4	5
Availability of affordable quality health care.....	1	2	3	4	5
Availability of preventive health services.....	1	2	3	4	5
Availability of affordable quality mental health care.....	1	2	3	4	5
Opportunities to attend cultural/arts/music activities.....	1	2	3	4	5
Community support for the arts.....	1	2	3	4	5
Availability of affordable quality childcare/preschool.....	1	2	3	4	5
K-12 education.....	1	2	3	4	5
Adult educational opportunities.....	1	2	3	4	5
Sense of civic/community pride.....	1	2	3	4	5
Neighborliness of residents in American Canyon.....	1	2	3	4	5
Opportunities to participate in social events and activities.....	1	2	3	4	5
Opportunities to attend special events and festivals.....	1	2	3	4	5
Opportunities to volunteer.....	1	2	3	4	5
Opportunities to participate in community matters.....	1	2	3	4	5
Openness and acceptance of the community toward people of diverse backgrounds.....	1	2	3	4	5

8. Please indicate whether or not you have done each of the following in the last 12 months.

	<u>No</u>	<u>Yes</u>
Contacted the City of American Canyon (in-person, phone, email, or web) for help or information.....	1	2
Contacted American Canyon elected officials (in-person, phone, email, or web) to express your opinion.....	1	2
Attended a local public meeting (of local elected officials like City Council or County Supervisors, advisory boards, town halls, etc.).....	1	2
Watched (online or on television) a local public meeting.....	1	2
Volunteered your time to some group/activity in American Canyon.....	1	2
Campaigned or advocated for a local issue, cause, or candidate.....	1	2
Voted in your most recent local election.....	1	2
Used public transportation instead of driving.....	1	2
Carpooled with other adults or children instead of driving alone.....	1	2
Walked or biked instead of driving.....	1	2

The City of American Canyon 2022 Community Survey

9. Please rate the quality of each of the following services in American Canyon.

	<u>Excellent</u>	<u>Good</u>	<u>Fair</u>	<u>Poor</u>	<u>Don't know</u>
Public information services.....	1	2	3	4	5
Economic development.....	1	2	3	4	5
Traffic enforcement.....	1	2	3	4	5
Traffic signal timing.....	1	2	3	4	5
Street repair.....	1	2	3	4	5
Street cleaning.....	1	2	3	4	5
Street lighting.....	1	2	3	4	5
Sidewalk maintenance.....	1	2	3	4	5
Bus or transit services.....	1	2	3	4	5
Land use, planning, and zoning.....	1	2	3	4	5
Code enforcement (weeds, abandoned buildings, etc.).....	1	2	3	4	5
Affordable high-speed internet access.....	1	2	3	4	5
Garbage collection.....	1	2	3	4	5
Drinking water.....	1	2	3	4	5
Sewer services.....	1	2	3	4	5
Storm water management (storm drainage, dams, levees, etc.).....	1	2	3	4	5
Power (electric and/or gas) utility.....	1	2	3	4	5
Utility billing.....	1	2	3	4	5
Police services.....	1	2	3	4	5
Crime prevention.....	1	2	3	4	5
Animal control.....	1	2	3	4	5
Ambulance or emergency medical services.....	1	2	3	4	5
Fire services.....	1	2	3	4	5
Fire prevention and education.....	1	2	3	4	5
Emergency preparedness (services that prepare the community for natural disasters or other emergency situations).....	1	2	3	4	5
Preservation of natural areas (open space, farmlands, and greenbelts).....	1	2	3	4	5
American Canyon open space.....	1	2	3	4	5
Recycling.....	1	2	3	4	5
Yard waste pick-up.....	1	2	3	4	5
City parks.....	1	2	3	4	5
Recreation programs or classes.....	1	2	3	4	5
Recreation centers or facilities.....	1	2	3	4	5
Health services.....	1	2	3	4	5
Public library services.....	1	2	3	4	5
Overall customer service by American Canyon employees (police, receptionists, planners, etc.).....	1	2	3	4	5

10. Please rate the following categories of American Canyon government performance.

	<u>Excellent</u>	<u>Good</u>	<u>Fair</u>	<u>Poor</u>	<u>Don't know</u>
The value of services for the taxes paid to American Canyon.....	1	2	3	4	5
The overall direction that American Canyon is taking.....	1	2	3	4	5
The job American Canyon government does at welcoming resident involvement.....	1	2	3	4	5
Overall confidence in American Canyon government.....	1	2	3	4	5
Generally acting in the best interest of the community.....	1	2	3	4	5
Being honest.....	1	2	3	4	5
Being open and transparent to the public.....	1	2	3	4	5
Informing residents about issues facing the community.....	1	2	3	4	5
Treating all residents fairly.....	1	2	3	4	5
Treating residents with respect.....	1	2	3	4	5

11. Overall, how would you rate the quality of the services provided by each of the following?

	<u>Excellent</u>	<u>Good</u>	<u>Fair</u>	<u>Poor</u>	<u>Don't know</u>
The City of American Canyon	1	2	3	4	5
The Federal Government.....	1	2	3	4	5

12. Please rate how important, if at all, you think it is for the American Canyon community to focus on each of the following in the coming two years.

	<u>Essential</u>	<u>Very important</u>	<u>Somewhat important</u>	<u>Not at all important</u>
Overall economic health of American Canyon	1	2	3	4
Overall quality of the transportation system (auto, bicycle, foot, bus) in American Canyon	1	2	3	4
Overall design or layout of American Canyon's residential and commercial areas (e.g., homes, buildings, streets, parks, etc.)	1	2	3	4
Overall quality of the utility infrastructure in American Canyon (water, sewer, storm water, electric, gas).....	1	2	3	4
Overall feeling of safety in American Canyon.....	1	2	3	4
Overall quality of natural environment in American Canyon.....	1	2	3	4
Overall quality of parks and recreation opportunities.....	1	2	3	4
Overall health and wellness opportunities in American Canyon.....	1	2	3	4
Overall opportunities for education, culture, and the arts.....	1	2	3	4
Residents' connection and engagement with their community	1	2	3	4

13. Please rate how much of a problem, if at all, the following are for your household CURRENTLY.

	<u>Major problem</u>	<u>Moderate problem</u>	<u>Minor problem</u>	<u>Not a problem</u>	<u>Don't know</u>
Household member(s) have COVID-19 or COVID-like symptoms.....	1	2	3	4	5
Access to medical services	1	2	3	4	5
Access to tests and wait times for results	1	2	3	4	5
Feeling nervous, anxious or on edge, not being able to stop or control worrying.....	1	2	3	4	5
Having little interest or pleasure in doing things	1	2	3	4	5
Feeling lonely or isolated	1	2	3	4	5
Not knowing when pandemic will end/not feeling in control.....	1	2	3	4	5
Reduced household income.....	1	2	3	4	5
Making rent or mortgage payments	1	2	3	4	5
Lack of childcare/supervision	1	2	3	4	5
Loss of job(s), or fear of losing job	1	2	3	4	5

14. How would you rate your local City's response to COVID-19 in the following categories?

	<u>Excellent</u>	<u>Good</u>	<u>Fair</u>	<u>Poor</u>	<u>Don't know</u>
Generally acting in the best interest of the community	1	2	3	4	5
Being open and transparent to the public.....	1	2	3	4	5
Informing residents about COVID-19 related issues facing the community..	1	2	3	4	5
Overall confidence in our local government's COVID-19 response	1	2	3	4	5

The City of American Canyon 2022 Community Survey

Our last questions are about you and your household.
Again, all of your responses to this survey are confidential and no identifying information will be shared.

D1. In general, how many times do you:

	Several times a day	Once a day	A few times a week	Every few weeks	Less often or never	Don't know
Access the internet from your home using a computer, laptop, or tablet computer	1	2	3	4	5	6
Access the internet from your cell phone.....	1	2	3	4	5	6
Visit social media sites such as Facebook, Twitter, Nextdoor, etc.	1	2	3	4	5	6
Use or check email.....	1	2	3	4	5	6
Share your opinions online.....	1	2	3	4	5	6
Shop online	1	2	3	4	5	6

D2. Please rate your overall health.

- Excellent
 Very good
 Good
 Fair
 Poor

D3. What impact, if any, do you think the economy will have on your family income in the next 6 months?

Do you think the impact will be:

- Very positive
 Somewhat positive
 Neutral
 Somewhat negative
 Very negative

D4. How many years have you lived in American Canyon?

- Less than 2 years
 2-5 years
 6-10 years
 11-20 years
 More than 20 years

D5. Which best describes the building you live in?

- One family house detached from any other houses
 Building with two or more homes (duplex, townhome, apartment, or condominium)
 Mobile home
 Other

D6. Do you rent or own your home?

- Rent
 Own

D7. About how much is your monthly housing cost for the place you live (including rent, mortgage payment, property tax, property insurance, and homeowners' association (HOA) fees)?

- Less than \$500 \$2,000 to \$2,499
 \$500 to \$999 \$2,500 to \$2,999
 \$1,000 to \$1,499 \$3,000 to \$3,499
 \$1,500 to \$1,999 \$3,500 or more

D8. Do any children 17 or under live in your household?

- No Yes

D9. Are you or any other members of your household aged 65 or older?

- No Yes

D10. How much do you anticipate your household's total income before taxes will be for the current year? (Please include in your total income money from all sources for all persons living in your household.)

- Less than \$25,000 \$75,000 to \$99,999
 \$25,000 to \$49,999 \$100,000 to \$149,999
 \$50,000 to \$74,999 \$150,000 or more

D11. Are you Spanish, Hispanic or Latino?

- No, not Spanish, Hispanic, or Latino
 Yes, I consider myself to be Spanish, Hispanic, or Latino

D12. What is your race? (Mark one or more races to indicate what race you consider yourself to be.)

- American Indian or Alaskan Native
 Asian, Asian Indian, or Pacific Islander
 Black or African American
 Filipino American
 White
 Other

D13. In which category is your age?

- 18-24 years 55-64 years
 25-34 years 65-74 years
 35-44 years 75 years or older
 45-54 years

D14. What is your gender?

- Female
 Male
 Identify in another way

Thank you! Please return the completed survey in the postage-paid envelope to:
National Research Center, Inc., PO Box 549, Belle Mead, NJ 08502